

JVC Camcorder Web API Reference

Version 1.07

JVC KENWOOD Corporation

Conditions for the use of this document

Use of this document is permitted only if you agree to the following terms.

JVCKENWOOD CORPORATION SPECIFICALLY DISCLAIMS ANY WARRANTIES, INCLUDING, BUT NOT LIMITED TO, THE IMPLIED WARRANTIES OF MERCHANTABILITY AND FITNESS FOR A PARTICULAR PURPOSE. JVCKENWOOD CORPORATION HAS NO OBLIGATION TO PROVIDE MAINTENANCE, SUPPORT, UPDATES, ENHANCEMENTS, OR MODIFICATIONS.

History

Version	Outline
1.00	First release
1.01	Added GY-HM660 to the command table Added '3.1.15 Set streaming server settings(RTP)' command only GY-HM660. Added PcrJitter parameter in '3.1.18 Get streaming server settings' and '3.1.19 Set streaming server settings(UDP)' commands.
1.02	Added '3.1.14 Set streaming server settings(RTP)' command for all cameras. Type "TCP" is effective in 'GY-HM650' and 'GY-HM660' in command with a streaming type parameter. Added "Variable Gain" parameter to '3.3.1 Get Camera Status' and '3.3.6 Set Web Event' for 'GY-LS300'.
1.03	Type "TCP" is effective in 'GY-HM650' in command with a streaming type parameter. Type "UDPN" and "UDPL" are effective in 'GY-HM660' in command with a streaming type parameter.
1.04	Supported KY-PZ100 newly. Added '3.1.3 Set streaming framerate' command for 'KY-PZ100'. Added '3.1.6 Available streaming framerate settings' command for 'KY-PZ100'. Added '3.4. PTZ Camera Support Command' for 'KY-PZ100'. Added '3.5. How to acquire JPEG data' for 'KY-PZ100'.
1.05	Added '3.1.3 Set streaming framerate' command for 'GY-HM200', 'GY-LS300', 'GY-HM8x0', and 'GY-HM660'. Added '3.1.6 Available streaming framerate settings' command for 'GY-HM200', 'GY-LS300', 'GY-HM8x0', and 'GY-HM660'. Added '3.5. How to acquire JPEG data' for 'GY-HM200', 'GY-LS300', 'GY-HM8x0', and 'GY-HM660'. Added '3.6. How to use interruptible feedback function' for 'GY-HM660'.
1.06	Error correction. 2.1.1. Another client is able to connect while first client is using API interface. 3.2.2 SessionRenewal command has become obsolete. Added '3.6. How to use interruptible feedback function' for 'GY-HM8x0'. Type "UDPN" and "UDPL" are effective in 'GY-HM8x0' in command with a streaming type parameter of '3.1.7 Available streaming bitrate settings' command.
1.07	Error correction. '3.1.10 Get streaming server settings'. Revised wrong parameters. They are effective to all models. Error correction. '3.3.6. Set Web Button Event'. Some parameters are not supported on 'KY-PZ100'. Added "MasterBlack" parameters to '3.3.1 Get Camera Status' and '3.3.6 Set Web Event' for 'GY-HM8x0', 'GY-HM660', and 'GY-HM200'. Added "Detail" parameters to '3.3.1 Get Camera Status' and '3.3.6 Set Web Event' for 'GY-HM8x0', 'GY-HM660', and 'GY-HM200'. Added '3.4.3 Zoom switch operation' command for 'GY-HM8x0', 'GY-HM660', and 'GY-HM200'. Added '3.3.10 Seesaw switch operation' command for 'GY-HM8x0', 'GY-HM660', and 'GY-HM200'. Added Gain event "Up1"/"Down1" parameters to '3.3.6 Set Web Event' for 'GY-HM8x0', 'GY-HM660', and 'GY-HM200'. Added target models 'GY-HM8x0', 'GY-HM660', and 'GY-HM200' to MenuStatus of '3.3.1 Get Camera Status'. Added '3.7. How to control tally system' description for 'GY-HM8x0', 'GY-HM660', 'GY-HM200', and 'KY-PZ100'. Changed '3.3.5. Tally lamp control' description correspond to it.

Contents

[1. Outline](#)

[1.1. Specification](#)

[2. Interface](#)

[2.1. Authentication](#)

[2.2. Request form](#)

[2.3. Response form](#)

[3. Command](#)

[3.1. Streaming Setting Command](#)

[3.1.1. Get streaming settings](#)

[3.1.2. Set streaming resolution](#)

[3.1.3. Set streaming framerate](#)

[3.1.4. Set streaming bitrate](#)

[3.1.5. Available streaming resolution settings](#)

[3.1.6. Available streaming framerate settings](#)

[3.1.7. Available streaming bitrate settings](#)

[3.1.8. Get current streaming server number](#)

[3.1.9. Set current streaming server number](#)

[3.1.10. Get streaming server settings](#)

[3.1.11. Set streaming server settings\(UDP\)](#)

[3.1.12. Set streaming server settings\(TCP\)](#)

[3.1.13. Set streaming server settings\(RTSP/RTP\)](#)

[3.1.14. Set streaming server settings\(ZIXI\)](#)

[3.1.15. Set streaming server settings\(RTMP\)](#)

[3.1.16. Set streaming server settings\(RTP\)](#)

[3.2. System Command](#)

[3.2.1. Get System Information](#)

[3.2.2. Session renewal](#)

[3.2.3. Get preset zoom position](#)

[3.2.4. Set preset zoom position](#)

[3.2.5. Set tally lamp priority](#)

[3.3. Camera Control Command](#)

[3.3.1. Get camera status](#)

[3.3.2. Recording](#)

[3.3.3. Set zoom position \(obey preset zoom settings of camera \)](#)

[3.3.4. Live streaming](#)

[3.3.5. Tally lamp control](#)

[3.3.6. Set Web Button Event](#)

[3.3.7. Set Web Slider Event](#)

[3.3.8. Set Web XYField Event](#)

[3.3.9. Get GPS Information](#)

[3.3.10. Seesaw switch operation](#)

[3.4. PTZ Camera Support Command](#)

[3.4.1. Set Pan Tilt Control](#)

[3.4.2. Joystick Operation](#)

[3.4.3. Zoom switch operation](#)

[3.4.4. Set Pan / Tilt / Zoom preset](#)

[3.4.5. Get camera status \(for remote controller\)](#)

[3.5. How to acquire JPEG data](#)

[3.5.1. JPEG encode control](#)

[3.5.2. Set JPEG encode size](#)

[3.5.3. Acquire JPEG data](#)

[3.6. How to use Interruptible Feedback Function](#)

[3.6.1. Get interruptible feedback settings](#)

[3.6.2. Set interruptible feedback settings](#)

[3.6.3. Set interruptible feedback streaming control](#)

[3.7. How to control Studio Tally System](#)

[3.7.1. Studio tally control](#)

[3.7.2. Set tally lamp priority](#)

[3.7.3. Relation of commands on Studio tally system](#)

[3.7.4. Sequence of studio tally system](#)

1.Outline

1.1. Specification

This API specification describes commands to control JVC cameras via network.

Following commands are available.

- Setting command - Configure camera settings
- System command - Perform the information of the camera, the update of the session
, the memory of the value
- Camera control command - Control camera
- PTZ camera control command - Control PTZ camera
- JPEG data acquisition command - Acquire JPEG data.
- Interruptible feedback settings - Configure IFB settings.
- Studio tally control command - Control studio tally display.

* Some API commands may be restricted by camera model and software version.

* Supported API functions are depends on the API version of the camera.
Version information can be obtained with the command 'Get System Information'.

Supported camera model and firmware version.

API Version	Firmware Version					
	GY-HM650	GY-HM660	GY-HM8x0	GY-HM200	GY-LS300	KY-PZ100
1.00	V0404	-	V0203-0060	V0203-0136	V0203-0132	-
1.01	-	V0100-0049	-	-	-	-
1.02	-	-	V0300-0067	V0300-0150	V0300-0143	-
1.03	-	V0102-0067	-	-	-	-
1.04	-	-	-	-	-	V0100-0076
1.05	-	V0105-0086	V0301-0076	V0305-0182	V0302-0151	V0101-0093
1.06	-	-	V0303-0084	-	-	-
1.07	-	V0110-0111	V0305-0090	V0309-0213	-	V0102-0103

* This list shows oldest firmware version which support each API Version.

2. Interface

Support HTTP protocol

API command request/response uses HTTP protocol.

A request uses a port number 80 with default setting. It may change if the web port setting on the camera menu is modified.

Requests and response data are described with JSON format in HTTP message body.

2.1. Authentication

Digest authentication

Username/password authorization is needed on first access to the camera.

It returns 'Session ID' to the client after authorization.

The client can access without authorization by using this 'Session ID'.

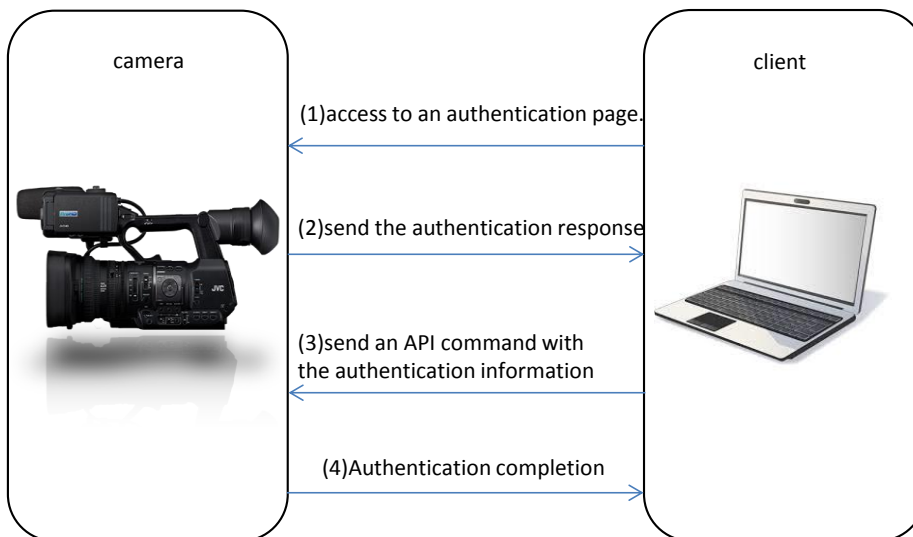
'Session ID' will expire within 30 seconds.

It has to be extended using 'SessionRenewal' command.

Authentication process has to be performed to obtain another 'Session ID' after expiration.

Please refer to RFC2617 for more information.

Procedure



(1) Access to an authentication page of a server from the client.

Example

```
GET /api.php HTTP/1.1\r\nHost: 192.168.0.134\r\nUser-Agent: Mozilla/5.0 (Windows NT 5.1; rv:27.0) Gecko/20100101 Firefox/27.0\r\nAccept: text/html,application/xhtml+xml,application/xml;q=0.9,*/*;q=0.8\r\nAccept-Language: ja,en-us;q=0.7,en;q=0.3\r\nAccept-Encoding: gzip, deflate\r\nConnection: keep-alive\r\n\r\n
```

(2)The response for authentication is returned to a client.

Example

```
HTTP/1.1 401 Unauthorized\r\n
WWW-Authenticate: Digest realm="GY-HM650",
    nonce="7a63056b0a608017c405707e682b9adb", qop="auth"\r\n
Content-Type: text/html\r\n
Content-Length: 1458\r\n
Date: Tue, 03 Mar 2015 11:35:13 GMT\r\n
Server: Camera\r\n
\r\n
```

(3)The client re-access with the authentication information(user name and password) to the authentication page

Example

```
GET /api.php HTTP/1.1\r\n
Host: 192.168.0.134\r\n
User-Agent: Mozilla/5.0 (Windows NT 5.1; rv:27.0) Gecko/20100101 Firefox/27.0\r\n
Accept: text/html,application/xhtml+xml,application/xml;q=0.9,*/*;q=0.8\r\n
Accept-Language: ja,en-us;q=0.7,en;q=0.3\r\n
Accept-Encoding: gzip, deflate\r\n
Connection: keep-alive\r\n
Authorization: Digest username="prohd", realm="GY-HM650",
    nonce="7a63056b0a608017c405707e682b9adb", uri="/api.php",
    response="0f4d23f739a0e9fa3b78b826b33edaf8", qop=auth, nc=00000001,
    cnonce="ee16206547e4dd0e"\r\n
\r\n
```

(4)Session ID is returned form the camera.

Example

```
HTTP/1.1 302 Found\r\n
Status: 302 Moved Temporarily\r\n
Expires: Thu, 19 Nov 1981 08:52:00 GMT\r\n
Cache-Control: no-store, no-cache, must-revalidate, post-check=0, pre-check=0\r\n
Pragma: no-cache\r\n
Set-Cookie: SessionID=10ffa8dcd1bb1cf5f9c252b7b8a20738\r\n
Content-type: text/html; charset=UTF-8\r\n
Transfer-Encoding: chunked\r\n
Date: Tue, 03 Mar 2015 11:35:23 GMT\r\n
Server: Camera\r\n
\r\n
```

return to (2) in authentication failure.

*—Another client cannot connect while first client is using API interface.

2.2. Request form

Hypertext Transfer Protocol

Example

```
POST /cgi-bin/api.cgi HTTP/1.1\r\n
Host: 192.168.0.134\r\n
User-Agent: Mozilla/5.0 (Windows NT 5.1; rv:27.0) Gecko/20100101 Firefox/27.0\r\n
Accept: application/json, text/javascript, */*; q=0.01\r\n
Accept-Language: ja,en-us;q=0.7,en;q=0.3\r\n
Accept-Encoding: gzip, deflate\r\n
Content-Type: application/x-www-form-urlencoded; charset=UTF-8\r\n
X-Requested-With: XMLHttpRequest\r\n
Referer: http://192.168.0.134/api.php\r\n
Content-Length: 86\r\n
Authorization: Digest username="prohd", realm="GY-HM650",
    nonce="7a63056b0a608017c405707e682b9adb", uri="/cgi-bin/api.cgi",
    response="c412878c40aa4d4943af678c2ba070b1", qop=auth, nc=0000001a,
    cnonce="3c706c583d858603"\r\n
Connection: keep-alive\r\n
Pragma: no-cache\r\n
Cache-Control: no-cache\r\n
\r\n
```

HTML Form URL Encoded: application/x-www-form-urlencoded

Camera cannot accept any space character or newline within command string.

Key	Style	Value
Request		
Command	String	(Command name)
SessionID	String	(Session ID in cookie.)
Params		(You can omit this field if there is no parameter.)
***	***	

Example

```
{
  "Request": {
    "Command": "GetSystemInfo",
    "SessionID": "10ffa8dcd1bb1cf5f9c252b7b8a20738"
  }
}
```


2.3. Response form

Hypertext Transfer Protocol

Example

```
HTTP/1.1 200 OK\r\n
Content-type: application/json\r\n
Pragma: no-cache\r\n
Cache-Control: no-cache\r\n
Expires: Thu, 01 Dec 1994 16:00:00 GMT\r\n
Content-Length: 105\r\n
Date: Tue, 03 Mar 2015 11:35:30 GMT\r\n
Server: Camera\r\n
\r\n
```

JavaScript Object Notation: application/json

Actual response from camera does not include any space character or newline.

Key	Style	Value
Response		
Requested	String	(Command name)
Result	String	Result of command processing Success / DisableError(Timeout) / RequestedError(Illegal parameter error) / FormatError(Illegal request error) / CommandError(Illegal command error) / SessionError(Authentication error) / DualExeError(Duplicate command)
Data		(You can omit this field if there is no parameter.)
***	***	

Example

```
{
  "Response": {
    "Requested": "GetSystemInfo",
    "Result": "Success",
    "Data": {
      "Model": "HM650",
      "Destination": "EU",
      "ApiVersion": "0.13.3"
    }
  }
}
```

3. Command

3.1. Streaming Setting Command

When you change a part of these parameters, you should get all parameters first, then modify and store them again. Setting commands should be used only when settings need to be changed, otherwise it causes performance degradation.

3.1.1. Get streaming settings

Get the streaming setting

Request

Key	Style	Value	HM650	HM660	HM8x0	HM200	LS300	PZ100
Request								
Command	String	GetStreamingSettings	Yes	Yes	Yes	Yes	Yes	Yes
SessionID	String	(Session ID in cookie.)	Yes	Yes	Yes	Yes	Yes	Yes

Example

```
{
  "Request": {
    "Command": "GetStreamingSettings",
    "SessionID": "7425fbc58ee4d15dd4c1f5ace4299a3"
  }
}
```

Response

Key	Style	Value	HM650	HM660	HM8x0	HM200	LS300	PZ100
Response								
Requested	String	GetStreamingSettings	Yes	Yes	Yes	Yes	Yes	Yes
Result	String	(Result of command processing.)	Yes	Yes	Yes	Yes	Yes	Yes
Data								
Resolution	String	"1920x1080"	Yes	Yes	Yes	Yes	Yes	Yes
		"1440x1080"	Yes	Yes	Yes	Yes	Yes	No
		"1280x720"	Yes	Yes	Yes	Yes	Yes	Yes
		"720x480"	Yes	Yes	Yes	Yes	Yes	No
		"720x576"	Yes	Yes	Yes	Yes	Yes	No
		"640x360"	No	Yes	Yes	Yes	Yes	Yes
		"480x270"	Yes	No	No	No	No	No
Framerate	String	"60p" / "50p" / "60i" / "50i" / "30p" / "25p"	Yes	Yes	Yes	Yes	Yes	Yes
Bitrate	String	"0.2M"	Yes	No	No	No	No	No
		"0.3M"	Yes	Yes	Yes	Yes	Yes	Yes
		"0.8M"	Yes	Yes	Yes	Yes	Yes	Yes
		"1.5M"	Yes	Yes	Yes	Yes	Yes	Yes
		"2.5M"	Yes	Yes	Yes	Yes	Yes	Yes
		"3.0M"	Yes	Yes	Yes	Yes	Yes	Yes
		"5.0M"	Yes	Yes	Yes	Yes	Yes	Yes
		"8.0M"	Yes	Yes	Yes	Yes	Yes	Yes
		"10M"	Yes	Yes	Yes	Yes	Yes	Yes
		"12M"	Yes	Yes	Yes	Yes	Yes	Yes
		"16M"	No	No	No	No	No	Yes
		"20M"	No	No	No	No	No	Yes

Example

```
{
  "Response": {
    "Requested": "GetStreamingSettings",
    "Result": "Success",
    "Data": {
      "Resolution": "1920x1080",
      "Framerate": "60i",
      "Bitrate": "3.0M"
    }
  }
}
```

3.1.2. Set streaming resolution

Set streaming resolution

Camcorder automatically reboots with this command on HM650 , HM660 , and HM8x0.

Current value can be obtained with the 'AvailableStreamingResolutionSettings' command.

Request

Key	Style	Value	HM650	HM660	HM8x0	HM200	LS300	PZ100
Request								
Command	String	SetStreamingResolution	Yes	Yes	Yes	Yes	Yes	Yes
SessionID	String	(Session ID in cookie.)	Yes	Yes	Yes	Yes	Yes	Yes
Params								
Resolution	String	"1920x1080"	Yes	Yes	Yes	Yes	Yes	Yes
		"1440x1080"	Yes	Yes	Yes	Yes	Yes	No
		"1280x720"	Yes	Yes	Yes	Yes	Yes	Yes
		"720x480"	Yes	Yes	Yes	Yes	Yes	No
		"720x576"	Yes	Yes	Yes	Yes	Yes	No
		"640x360"	No	Yes	Yes	Yes	Yes	Yes
		"480x270"	Yes	No	No	No	No	No

* Framerate is fixed by resolution.(HM650/HM660/HM8x0/HM200/LS300)

Example

```
{
  "Request": {
    "Command": "SetStreamingResolution",
    "SessionID": "7425fbc58ee4d15dd4c1f5ace4299a3",
    "Params": {
      "Resolution": "1920x1080"
    }
  }
}
```

Response

Key	Style	Value	HM650	HM660	HM8x0	HM200	LS300	PZ100
Response								
Requested	String	SetStreamingResolution	Yes	Yes	Yes	Yes	Yes	Yes
Result	String	(Result of command processing.)	Yes	Yes	Yes	Yes	Yes	Yes

Example

```
{
  "Response": {
    "Requested": "SetStreamingResolution",
    "Result": "Success"
  }
}
```

3.1.3. Set streaming framerate

Set streaming framerate.

Current value can be obtained with the 'AvailableStreamingFramerateSettings' command.

Request

Key	Style	Value	HM650	HM660	HM8x0	HM200	LS300	PZ100
Request								
Command	String	SetStreamingFramerate	No	Yes	Yes	Yes	Yes	Yes
SessionID	String	(Session ID in cookie.)	No	Yes	Yes	Yes	Yes	Yes
Params								
Framerate	String	"60p" / "60i" / "30p" / "50p" / "50i" / "25p"	No	Yes	Yes	Yes	Yes	Yes

Example

```
{
  "Request": {
    "Command": "SetStreamingFramerate",
    "SessionID": "7425fbc58ee4d15dd4c1f5ace4299a3",
    "Params": {
      "Framerate": "60p"
    }
  }
}
```

Response

Key	Style	Value	HM650	HM660	HM8x0	HM200	LS300	PZ100
Response								
Requested	String	SetStreamingFramerate	No	Yes	Yes	Yes	Yes	Yes
Result	String	(Result of command processing.)	No	Yes	Yes	Yes	Yes	Yes

Example

```
{
  "Response": {
    "Requested": "SetStreamingFramerate",
    "Result": "Success"
  }
}
```

3.1.4. Set streaming bitrate

Set streaming bitrate

Current value can be obtained with the 'AvailableStreamingBitrateSettings' command.

This command does not reboot the camcorder unlike 'Set streaming resolution' command.

Request

Key	Style	Value	HM650	HM660	HM8x0	HM200	LS300	PZ100
Request								
Command	String	SetStreamingBitrate	Yes	Yes	Yes	Yes	Yes	Yes
SessionID	String	(Session ID in cookie.)	Yes	Yes	Yes	Yes	Yes	Yes
Params								
Bitrate	String	"0.2M"	Yes	No	No	No	No	No
		"0.3M"	Yes	Yes	Yes	Yes	Yes	Yes
		"0.8M"	Yes	Yes	Yes	Yes	Yes	Yes
		"1.5M"	Yes	Yes	Yes	Yes	Yes	Yes
		"2.5M"	Yes	Yes	Yes	Yes	Yes	Yes
		"3.0M"	Yes	Yes	Yes	Yes	Yes	Yes
		"5.0M"	Yes	Yes	Yes	Yes	Yes	Yes
		"8.0M"	Yes	Yes	Yes	Yes	Yes	Yes
		"10M"	Yes	Yes	Yes	Yes	Yes	Yes
		"12M"	Yes	Yes	Yes	Yes	Yes	Yes
		"16M"	No	No	No	No	No	Yes
		"20M"	No	No	No	No	No	Yes

Example

```
{
  "Request": {
    "Command": "SetStreamingBitrate",
    "SessionID": "7425fbc58ee4d15dd4c1f5ace4299a3",
    "Params": {
      "Bitrate": "3.0M"
    }
  }
}
```

Response

Key	Style	Value	HM650	HM660	HM8x0	HM200	LS300	PZ100
Response								
Requested	String	SetStreamingBitrate	Yes	Yes	Yes	Yes	Yes	Yes
Result	String	(Result of command processing.)	Yes	Yes	Yes	Yes	Yes	Yes

Example

```
{
  "Response": {
    "Requested": "SetStreamingBitrate",
    "Result": "Success"
  }
}
```

3.1.5. Available streaming resolution settings

Get available streaming resolution settings

Settable values are depend on the recording resolution setting of the camcorder.

Request

Key	Style	Value	HM650	HM660	HM8x0	HM200	LS300	PZ100
Request								
Command	String	AvailableStreamingResolutionSettings	Yes	Yes	Yes	Yes	Yes	Yes
SessionID	String	(Session ID in cookie.)	Yes	Yes	Yes	Yes	Yes	Yes

Example

```
{
  "Request": {
    "Command": "AvailableStreamingResolutionSettings",
    "SessionID": "7425fbc58ee4d15dd4c1f5ace4299a3"
  }
}
```

Response

Key	Style	Value	HM650	HM660	HM8x0	HM200	LS300	PZ100
Response								
Requested	String	AvailableStreamingResolutionSettings	Yes	Yes	Yes	Yes	Yes	Yes
Result	String	(Result of command processing.)	Yes	Yes	Yes	Yes	Yes	Yes
Data								
AvailableResolution			Yes	Yes	Yes	Yes	Yes	Yes
1920x1080	Integer	0 : unselectable , 1 : selectable	Yes	Yes	Yes	Yes	Yes	Yes
1440x1080	Integer	0 : unselectable , 1 : selectable	Yes	Yes	Yes	Yes	Yes	No
1280x720	Integer	0 : unselectable , 1 : selectable	Yes	Yes	Yes	Yes	Yes	Yes
720x480	Integer	0 : unselectable , 1 : selectable	Yes	Yes	Yes	Yes	Yes	No
720x576	Integer	0 : unselectable , 1 : selectable	Yes	Yes	Yes	Yes	Yes	No
640x360	Integer	0 : unselectable , 1 : selectable	No	Yes	Yes	Yes	Yes	Yes
480x270	Integer	0 : unselectable , 1 : selectable	Yes	No	No	No	No	No

* Resolution "640x360" is effective in 'GY-HM200', 'GY-LS300', 'GY-HM660', and 'GY-HM8x0'.

* Resolution "480x270" is effective in 'GY-HM650'.

Example

```
{
  "Response": {
    "Requested": "AvailableStreamingResolutionSettings",
    "Result": "Success",
    "Data": {
      "AvailableResolution": {
        "1920x1080": 1,
        "1440x1080": 0,
        "1280x720": 0,
        "720x480": 0,
        "720x576": 0,
        "640x360": 0,
        "480x270": 0
      }
    }
  }
}
```

3.1.6. Available streaming framerate settings

Get available streaming framerate settings.
 Settable values are depend on the recording resolution setting on the camcorder.

Request

Key	Style	Value	HM650	HM660	HM8x0	HM200	LS300	PZ100
Request								
Command	String	AvailableStreamingFramerateSettings	No	Yes	Yes	Yes	Yes	Yes
SessionID	String	(Session ID in cookie.)	No	Yes	Yes	Yes	Yes	Yes
Params								
Resolution	String	"1920x1080"	No	Yes	Yes	Yes	Yes	Yes
		"1280x720"	No	Yes	Yes	Yes	Yes	Yes
		"720x480"	No	Yes	Yes	Yes	Yes	No
		"720x576"	No	Yes	Yes	Yes	Yes	No
		"640x360"	No	Yes	Yes	Yes	Yes	Yes

Example

```
{
  "Request": {
    "Command": "AvailableStreamingFramerateSettings",
    "SessionID": "7425fbc58ee4d15dd4c1f5ace4299a3"
  },
  "Params": {
    "Resolution": "1920x1080"
  }
}
```

Response

Key	Style	Value	HM650	HM660	HM8x0	HM200	LS300	PZ100
Response								
Requested	String	AvailableStreamingFramerateSettings	No	Yes	Yes	Yes	Yes	Yes
Result	String	(Result of command processing.)	No	Yes	Yes	Yes	Yes	Yes
Data								
Resolution	String	"1920x1080"	No	Yes	Yes	Yes	Yes	Yes
		"1280x720"	No	Yes	Yes	Yes	Yes	Yes
		"720x480"	No	Yes	Yes	Yes	Yes	No
		"720x576"	No	Yes	Yes	Yes	Yes	No
		"640x360"	No	Yes	Yes	Yes	Yes	Yes
AvailableFramerate								
60p	Integer	0 : unselectable , 1 : selectable	No	Yes	Yes	Yes	Yes	Yes
60i	Integer	0 : unselectable , 1 : selectable	No	Yes	Yes	Yes	Yes	Yes
30p	Integer	0 : unselectable , 1 : selectable	No	Yes	Yes	Yes	Yes	Yes
50p	Integer	0 : unselectable , 1 : selectable	No	Yes	Yes	Yes	Yes	Yes
50i	Integer	0 : unselectable , 1 : selectable	No	Yes	Yes	Yes	Yes	Yes
25p	Integer	0 : unselectable , 1 : selectable	No	Yes	Yes	Yes	Yes	Yes

Example

```
{
  "Response": {
    "Requested": "AvailableStreamingFramerateSettings",
    "Result": "Success",
    "Data": {
      "Resolution": "1920x1080",
      "AvailableFramerate": {
        "60p": 1,
        "60i": 0,
        "30p": 0,
        "50p": 0,
        "50i": 0,
        "25p": 0
      }
    }
  }
}
```

3.1.7. Available streaming bitrate settings

Get available streaming bitrate settings

Request

Key	Style	Value	HM650	HM660	HM8x0	HM200	LS300	PZ100
Request								
Command	String	AvailableStreamingBitrateSettings	Yes	Yes	Yes	Yes	Yes	Yes
SessionID	String	(Session ID in cookie.)	Yes	Yes	Yes	Yes	Yes	Yes
Params								
Type	String	"UDP" / "UDPN" (PCR Jitter is Normal) / "UDPL"(PCR Jitter is Low) / "TCP"(only HM650) / "RTSP" / "ZIXIM"(Zixi Medium/Minimum/High Latency) / "ZIXIL"(Zixi Low Latency) / "RTMP"	Yes	Yes	Yes	Yes	Yes	Yes
Resolution	String	"1920x1080" / "1440x1080" / "1280x720" / "720x480" / "720x576" / "640x360" / "480x270"	Yes	Yes	Yes	Yes	Yes	Yes
Framerate	String	"60p" / "60i" / "30p" / "50p" / "50i" / "25p"	No	No	No	No	No	Yes

- * High Latency of Type is effective in 'GY-HM660', 'GY-HM200', 'GY-LS300', 'GY-HM8x0', and 'KY-PZ100'.
- * Resolution "640x360" is effective in 'GY-HM200', 'GY-LS300', 'GY-HM660', 'GY-HM8x0', and 'KY-PZ100'.
- * Resolution "480x270" is effective in 'GY-HM650'.
- * Type "TCP" is effective in 'GY-HM650'.
- * Type "UDPN" and "UDPL" are effective in 'GY-HM660', and 'GY-HM8x0'.

Example

```
{
  "Request": {
    "Command": "AvailableStreamingBitrateSettings",
    "SessionID": "7425fbc58ee4d15dd4c1f5ace4299a3",
    "Params": {
      "Type": "TCP",
      "Resolution": "1920x1080",
      "Framerate": "60p"
    }
  }
}
```

Response

Key	Style	Value	HM650	HM660	HM8x0	HM200	LS300	PZ100
Response								
Requested	String	AvailableStreamingBitrateSettings	Yes	Yes	Yes	Yes	Yes	Yes
Result	String	(Result of command processing.)	Yes	Yes	Yes	Yes	Yes	Yes
Data								
Type	String	"UDP" / "UDPN" (PCR Jitter is Normal) / "UDPL"(PCR Jitter is Low) / "TCP"(only HM650) / "RTSP" / "ZIXIM"(Zixi Medium/Minimum/High Latency) / "ZIXIL"(Zixi Low Latency) / "RTMP"	Yes	Yes	Yes	Yes	Yes	Yes
Resolution	String	"1920x1080" / "1440x1080" / "1280x720" / "720x480" / "720x576" / "640x360" / "480x270"	Yes	Yes	Yes	Yes	Yes	Yes
Framerate	String	"60p" / "60i" / "30p" / "50p" / "50i" / "25p"	No	No	No	No	No	Yes
AvailableBitrate								
0.2M	Integer	0 : unselectable , 1 : selectable	Yes	No	No	No	No	No
0.3M	Integer	0 : unselectable , 1 : selectable	Yes	Yes	Yes	Yes	Yes	Yes
0.8M	Integer	0 : unselectable , 1 : selectable	Yes	Yes	Yes	Yes	Yes	Yes
1.5M	Integer	0 : unselectable , 1 : selectable	Yes	Yes	Yes	Yes	Yes	Yes
2.5M	Integer	0 : unselectable , 1 : selectable	No	No	No	No	No	No
3.0M	Integer	0 : unselectable , 1 : selectable	Yes	Yes	Yes	Yes	Yes	Yes
5.0M	Integer	0 : unselectable , 1 : selectable	Yes	Yes	Yes	Yes	Yes	Yes
8.0M	Integer	0 : unselectable , 1 : selectable	Yes	Yes	Yes	Yes	Yes	Yes
10M	Integer	0 : unselectable , 1 : selectable	No	No	No	No	No	No
12M	Integer	0 : unselectable , 1 : selectable	Yes	Yes	Yes	Yes	Yes	Yes
16M	Integer	0 : unselectable , 1 : selectable	No	No	No	No	No	Yes
20M	Integer	0 : unselectable , 1 : selectable	No	No	No	No	No	Yes

- * High Latency of Type is effective in 'GY-HM660', 'GY-HM200', 'GY-LS300', 'GY-HM8x0', and 'KY-PZ100'.
- * Resolution "640x360" is effective in 'GY-HM200', 'GY-LS300', 'GY-HM660', 'GY-HM8x0', and 'KY-PZ100'.
- * Resolution "480x270" is effective in 'GY-HM650'.

* Type "TCP" is effective in 'GY-HM650'.

* Type "UDPN" and "UDPL" are effective in 'GY-HM660'.

Example

```
{
  "Response": {
    "Requested": "AvailableStreamingBitrateSettings",
    "Result": "Success",
    "Data": {
      "Type": "TCP",
      "Resolution": "1920x1080",
      "Framerate": "60p",
      "AvailableBitrate": {
        "0.2M": 0,
        "0.3M": 0,
        "0.8M": 0,
        "1.5M": 0,
        "2.5M": 0,
        "3.0M": 1,
        "5.0M": 1,
        "8.0M": 1,
        "10M": 0,
        "12M": 1,
        "16M": 1,
        "20M": 1
      }
    }
  }
}
```

3.1.8. Get current streaming server number

Get current streaming server ID.
There are four settings of streaming server .

Request

Key	Style	Value	HM650	HM660	HM8x0	HM200	LS300	PZ100
Request								
Command	String	GetCurrentStreamingServerID	Yes	Yes	Yes	Yes	Yes	Yes
SessionID	String	(Session ID in cookie.)	Yes	Yes	Yes	Yes	Yes	Yes

Example

```
{
  "Request": {
    "Command": "GetCurrentStreamingServerID",
    "SessionID": "7425fcb58ee4d15dd4c1f5ace4299a3"
  }
}
```

Response

Key	Style	Value	HM650	HM660	HM8x0	HM200	LS300	PZ100
Response								
Requested	String	GetCurrentStreamingServerID	Yes	Yes	Yes	Yes	Yes	Yes
Result	String	(Result of command processing.)	Yes	Yes	Yes	Yes	Yes	Yes
Data								
ID	Integer	0:server1, 1: server2, 2: server3, 3: server4	Yes	Yes	Yes	Yes	Yes	Yes

Example

```
{
  "Response": {
    "Requested": "GetCurrentStreamingServerID",
    "Result": "Success",
    "Data": {
      "ID": 3
    }
  }
}
```

3.1.9. Set current streaming server number

Set current streaming server ID.
Choose the server ID to use in streaming.

Request

Key	Style	Value	HM650	HM660	HM8x0	HM200	LS300	PZ100
Request								
Command	String	SetCurrentStreamingServerID	Yes	Yes	Yes	Yes	Yes	Yes
SessionID	String	(Session ID in cookie.)	Yes	Yes	Yes	Yes	Yes	Yes
Params								
ID	Integer	0:server1, 1: server2, 2: server3, 3: server4	Yes	Yes	Yes	Yes	Yes	Yes

Example

```
{
  "Request": {
    "Command": "SetCurrentStreamingServerID",
    "SessionID": "7425fbc58ee4d15dd4c1f5ace4299a3",
    "Params": {
      "ID": 3
    }
  }
}
```

Response

Key	Style	Value	HM650	HM660	HM8x0	HM200	LS300	PZ100
Response								
Requested	String	SetCurrentStreamingServerID	Yes	Yes	Yes	Yes	Yes	Yes
Result	String	(Result of command processing.)	Yes	Yes	Yes	Yes	Yes	Yes

Example

```
{
  "Response": {
    "Requested": "SetCurrentStreamingServerID",
    "Result": "Success"
  }
}
```

3.1.10. Get streaming server settings

Get streaming settings for each server ID.

Request

Key	Style	Value	HM650	HM660	HM8x0	HM200	LS300	PZ100
Request								
Command	String	GetStreamingServerSettings	Yes	Yes	Yes	Yes	Yes	Yes
SessionID	String	(Session ID in cookie.)	Yes	Yes	Yes	Yes	Yes	Yes
Params								
ID	Integer	0:server1, 1: server2, 2: server3, 3: server4	Yes	Yes	Yes	Yes	Yes	Yes

Example

```
{
  "Request": {
    "Command": "GetStreamingServerSettings",
    "SessionID": "7425fbc58ee4d15dd4c1f5ace4299a3",
    "Params": {
      "ID": 1
    }
  }
}
```

Response

Key	Style	Value	HM650	HM660	HM8x0	HM200	LS300	PZ100
Response								
Requested	String	GetStreamingServerSettings	Yes	Yes	Yes	Yes	Yes	Yes
Result	String	(Result of command processing.)	Yes	Yes	Yes	Yes	Yes	Yes
Data								
Alias	String	(Another name of server)	Yes	Yes	Yes	Yes	Yes	Yes
Type	String	"UDP" / "TCP" / "RTSP" / "ZIXI" / "RTMP"	Yes	Yes	Yes	Yes	Yes	Yes
Udp		(Selected by Type)						
DstAddress	String	(IP address)	Yes	Yes	Yes	Yes	Yes	Yes
DstPort	Integer	(Port number)	Yes	Yes	Yes	Yes	Yes	Yes
PcrJitter	Integer	0:NORMAL, 1:LOW	No	Yes	Yes	Yes	Yes	No
Tcp		(Selected by Type)						
DstAddress	String	(IP address)	Yes	No	No	No	No	No
DstPort	Integer	(Port number)	Yes	No	No	No	No	No
Rtsp		(Selected by Type)						
DstPort	Integer	(Port number)	Yes	Yes	Yes	Yes	Yes	Yes
StreamId	String	(Stream ID)	Yes	Yes	Yes	Yes	Yes	Yes
Username	String	(User name)	Yes	Yes	Yes	Yes	Yes	Yes
Password	String	(Password for RTSP/RTP)	Yes	Yes	Yes	Yes	Yes	Yes
Zixi		(Selected by Type)						
DstAddress	String	(IP address)	Yes	Yes	Yes	Yes	Yes	Yes
DstPort	Integer	(Port number)	Yes	Yes	Yes	Yes	Yes	Yes
StreamId	String	(Stream ID for ZIXI)	Yes	Yes	Yes	Yes	Yes	Yes
Password	String	(Password for ZIXI)	Yes	Yes	Yes	Yes	Yes	Yes
Latency	Integer	0:Low, 1:Medium, 2:Minimum(Zixi OFF), 3:High	Yes	Yes	Yes	Yes	Yes	Yes
AdaptiveBitrate	Integer	0:OFF, 1:ON	Yes	Yes	Yes	Yes	Yes	Yes
Rtmp		(Selected by Type)						
DstUrl	String	(Network URL for Delivery)	Yes	Yes	Yes	Yes	Yes	Yes
StreamKey	String	(Key for Delivery)	Yes	Yes	Yes	Yes	Yes	Yes
Rtp		(Selected by Type)						
DstAddress	String	(IP address)	No	Yes	Yes	Yes	Yes	Yes
DstPort	Integer	(Port number)	No	Yes	Yes	Yes	Yes	Yes
Smpte2022Fec	Integer	0:OFF, 1:ON	No	Yes	Yes	Yes	Yes	Yes
FecMatrixL	Integer	4 - 20	No	Yes	Yes	Yes	Yes	Yes
FecMatrixR	Integer	4- -20	No	Yes	Yes	Yes	Yes	Yes

* Type "TCP" is effective in 'GY-HM650'.

Example

```
{
  "Response": {
    "Requested": "GetStreamingServerSettings",
    "Result": "Success",
    "Data": {
      "Alias": "Server1",
      "Type": "TCP",
      "Tcp": {
        "DstAddress": "192.168.0.1",

```

```

    "DstPort": 6504
  }
}
}
}

```

3.1.11. Set streaming server settings(UDP)

Set streaming settings for each server ID.

Request

Key	Style	Value	HM650	HM660	HM8x0	HM200	LS300	PZ100
Request								
Command	String	SetStreamingServerSettingsUDP	Yes	Yes	Yes	Yes	Yes	Yes
SessionID	String	(Session ID in cookie.)	Yes	Yes	Yes	Yes	Yes	Yes
Params								
ID	Integer	0:server1, 1: server2, 2: server3, 3: server4	Yes	Yes	Yes	Yes	Yes	Yes
Alias	String	(Another name of server)	Yes	Yes	Yes	Yes	Yes	Yes
DstAddress	String	(IP address)	Yes	Yes	Yes	Yes	Yes	Yes
DstPort	Integer	(Port number)	Yes	Yes	Yes	Yes	Yes	Yes
PcrJitter	Integer	0:NORMAL, 1:LOW	No	Yes	Yes	Yes	Yes	No

Example

```

{
  "Request": {
    "Command": "SetStreamingServerSettingsUDP",
    "SessionID": "7425fbc58ee4d15dd4c1f5ace4299a3",
    "Params": {
      "ID": 1,
      "Alias": "Server1",
      "DstAddress": "192.168.0.1",
      "DstPort": 6504,
      "PcrJitter": 1
    }
  }
}

```

Response

Key	Style	Value	HM650	HM660	HM8x0	HM200	LS300	PZ100
Response								
Requested	String	SetStreamingServerSettingsUDP	Yes	Yes	Yes	Yes	Yes	Yes
Result	String	(Result of command processing.)	Yes	Yes	Yes	Yes	Yes	Yes

Example

```

{
  "Response": {
    "Requested": "SetStreamingServerSettingsUDP",
    "Result": "Success"
  }
}

```

3.1.12. Set streaming server settings(TCP)

Set streaming settings for each server ID.
Type "TCP" is effective in 'GY-HM650'.

Request

Key	Style	Value	HM650	HM660	HM8x0	HM200	LS300	PZ100
Request								
Command	String	SetStreamingServerSettingsTCP	Yes	No	No	No	No	No
SessionID	String	(Session ID in cookie.)	Yes	No	No	No	No	No
Params								
ID	Integer	0:server1, 1: server2, 2: server3, 3: server4	Yes	No	No	No	No	No
Alias	String	(Another name of server)	Yes	No	No	No	No	No
DstAddress	String	(IP address)	Yes	No	No	No	No	No
DstPort	Integer	(Port number)	Yes	No	No	No	No	No

Example

```
{
  "Request": {
    "Command": "SetStreamingServerSettingsTCP",
    "SessionID": "7425fbc58ee4d15dd4c1f5ace4299a3",
    "Params": {
      "ID": 1,
      "Alias": "Server1",
      "DstAddress": "192.168.0.1",
      "DstPort": 6504
    }
  }
}
```

Response

Key	Style	Value	HM650	HM660	HM8x0	HM200	LS300	PZ100
Response								
Requested	String	SetStreamingServerSettingsTCP	Yes	No	No	No	No	No
Result	String	(Result of command processing.)	Yes	No	No	No	No	No

Example

```
{
  "Response": {
    "Requested": "SetStreamingServerSettingsTCP",
    "Result": "Success"
  }
}
```

3.1.13. Set streaming server settings(RTSP/RTP)

Set streaming settings for each server ID.

Request

Key	Style	Value	HM650	HM660	HM8x0	HM200	LS300	PZ100
Request								
Command	String	SetStreamingServerSettingsRTSP	Yes	Yes	Yes	Yes	Yes	Yes
SessionID	String	(Session ID in cookie.)	Yes	Yes	Yes	Yes	Yes	Yes
Params								
ID	Integer	0:server1, 1: server2, 2: server3, 3: server4	Yes	Yes	Yes	Yes	Yes	Yes
Alias	String	(Another name of server)	Yes	Yes	Yes	Yes	Yes	Yes
Password	String	(Password for RTSP/RTP)	Yes	Yes	Yes	Yes	Yes	Yes

Example

```
{
  "Request": {
    "Command": "SetStreamingServerSettingsRTSP",
    "SessionID": "7425fbc58ee4d15dd4c1f5ace4299a3",
    "Params": {
      "ID": 1,
      "Alias": "Server1",
      "Password": "abcde"
    }
  }
}
```

Response

Key	Style	Value	HM650	HM660	HM8x0	HM200	LS300	PZ100
Response								
Requested	String	SetStreamingServerSettingsRTSP	Yes	Yes	Yes	Yes	Yes	Yes
Result	String	(Result of command processing.)	Yes	Yes	Yes	Yes	Yes	Yes

Example

```
{
  "Response": {
    "Requested": "SetStreamingServerSettingsRTSP",
    "Result": "Success"
  }
}
```

3.1.14. Set streaming server settings(ZIXI)

Set streaming settings for each server ID.

Request

Key	Style	Value	HM650	HM660	HM8x0	HM200	LS300	PZ100
Request								
Command	String	SetStreamingServerSettingsZIXI	Yes	Yes	Yes	Yes	Yes	Yes
SessionID	String	(Session ID in cookie.)	Yes	Yes	Yes	Yes	Yes	Yes
Params								
ID	Integer	0:server1, 1: server2, 2: server3, 3: server4	Yes	Yes	Yes	Yes	Yes	Yes
Alias	String	(Another name of server)	Yes	Yes	Yes	Yes	Yes	Yes
DstAddress	String	(IP address)	Yes	Yes	Yes	Yes	Yes	Yes
DstPort	Integer	(Port number)	Yes	Yes	Yes	Yes	Yes	Yes
StreamId	String	(Stream ID for ZIXI)	Yes	Yes	Yes	Yes	Yes	Yes
Password	String	(Password for ZIXI)	Yes	Yes	Yes	Yes	Yes	Yes
Latency	Integer	0:Low, 1:Medium, 2:Minimum(Zixi OFF), 3:High	Yes	Yes	Yes	Yes	Yes	Yes
AdaptiveBitrate	Integer	0:OFF, 1:ON	Yes	Yes	Yes	Yes	Yes	Yes

* High Latency of Type is effective in 'GY-HM660', 'GY-HM200', 'GY-LS300', 'GY-HM8x0', and 'KY-PZ100'.

Example

```
{
  "Request": {
    "Command": "SetStreamingServerSettingsZIXI",
    "SessionID": "7425fbc58ee4d15dd4c1f5ace4299a3",
    "Params": {
      "ID": 1,
      "Alias": "Server1",
      "DstAddress": "192.168.0.1",
      "DstPort": 2088,
      "StreamId": "HM650-1234",
      "Password": "abcde",
      "Latency": 1,
      "AdaptiveBitrate": 0
    }
  }
}
```

Response

Key	Style	Value	HM650	HM660	HM8x0	HM200	LS300	PZ100
Response								
Requested	String	SetStreamingServerSettingsZIXI	Yes	Yes	Yes	Yes	Yes	Yes
Result	String	(Result of command processing.)	Yes	Yes	Yes	Yes	Yes	Yes

Example

```
{
  "Response": {
    "Requested": "SetStreamingServerSettingsZIXI",
    "Result": "Success"
  }
}
```


3.1.15. Set streaming server settings(RTMP)

Set streaming settings for each server ID.

Request

Key	Style	Value	HM650	HM660	HM8x0	HM200	LS300	PZ100
Request								
Command	String	SetStreamingServerSettingsRTMP	Yes	Yes	Yes	Yes	Yes	Yes
SessionID	String	(Session ID in cookie.)	Yes	Yes	Yes	Yes	Yes	Yes
Params								
ID	Integer	0:server1, 1: server2, 2: server3, 3: server4	Yes	Yes	Yes	Yes	Yes	Yes
Alias	String	(Another name of server)	Yes	Yes	Yes	Yes	Yes	Yes
DstUrl	String	(Network URL for Delivery)	Yes	Yes	Yes	Yes	Yes	Yes
StreamKey	String	(Key for Delivery)	Yes	Yes	Yes	Yes	Yes	Yes

Example

```
{
  "Request": {
    "Command": "SetStreamingServerSettingsRTMP",
    "SessionID": "7425fbc58ee4d15dd4c1f5ace4299a3",
    "Params": {
      "ID": 1,
      "Alias": "Server1",
      "DstUrl": "rtmp://xxxx.xxxx.xxxx-xxx.com/play",
      "StreamKey": "livestreaming"
    }
  }
}
```

Response

Key	Style	Value	HM650	HM660	HM8x0	HM200	LS300	PZ100
Response								
Requested	String	SetStreamingServerSettingsRTMP	Yes	Yes	Yes	Yes	Yes	Yes
Result	String	(Result of command processing.)	Yes	Yes	Yes	Yes	Yes	Yes

Example

```
{
  "Response": {
    "Requested": "SetStreamingServerSettingsRTMP",
    "Result": "Success"
  }
}
```

3.1.16. Set streaming server settings(RTP)

Set streaming settings for each server ID.

Request

Key	Style	Value	HM650	HM660	HM8x0	HM200	LS300	PZ100
Request								
Command	String	SetStreamingServerSettingsRTP	No	Yes	Yes	Yes	Yes	Yes
SessionID	String	(Session ID in cookie.)	No	Yes	Yes	Yes	Yes	Yes
Params								
ID	Integer	0:server1, 1: server2, 2: server3, 3: server4	No	Yes	Yes	Yes	Yes	Yes
Alias	String	(Another name of server)	No	Yes	Yes	Yes	Yes	Yes
DstAddress	String	(IP address)	No	Yes	Yes	Yes	Yes	Yes
DstPort	Integer	(Port number)	No	Yes	Yes	Yes	Yes	Yes
Smppte2022Fec	Integer	0:OFF, 1:ON	No	Yes	Yes	Yes	Yes	Yes
FecMatrixL	Integer	4 - 20	No	Yes	Yes	Yes	Yes	Yes
FecMatrixD	Integer	4 - 20	No	Yes	Yes	Yes	Yes	Yes

* FecMatorixL and FecMatrixD value are satisfy $A \times B = 100$ condition.

Example

```
{
  "Request": {
    "Command": "SetStreamingServerSettingsRTP",
    "SessionID": "7425fbc58ee4d15dd4c1f5ace4299a3",
    "Params": {
      "ID": 1,
      "Alias": "Server1",
      "DstAddress": "192.168.0.1",
      "DstPort": 2088,
      "Smppte2022Fec": 1,
      "FecMatrixL": 10,
      "FecMatrixD": 10
    }
  }
}
```

Response

Key	Style	Value	HM650	HM660	HM8x0	HM200	LS300	PZ100
Response								
Requested	String	SetStreamingServerSettingsRTP	No	Yes	Yes	Yes	Yes	Yes
Result	String	(Result of command processing.)	No	Yes	Yes	Yes	Yes	Yes

Example

```
{
  "Response": {
    "Requested": "SetStreamingServerSettingsRTP",
    "Result": "Success"
  }
}
```

3.2. System Command

3.2.1. Get System Information

System information acquisition

Request

Key	Style	Value	HM650	HM660	HM8x0	HM200	LS300	PZ100
Request								
Command	String	GetSystemInfo	Yes	Yes	Yes	Yes	Yes	Yes
SessionID	String	(Session ID in cookie.)	Yes	Yes	Yes	Yes	Yes	Yes

Example

```
{
  "Request": {
    "Command": "GetSystemInfo",
    "SessionID": "7425fcb58ee4d15dd4c1f5ace4299a3"
  }
}
```

Key	Style	Value	HM650	HM660	HM8x0	HM200	LS300	PZ100
Response								
Requested	String	GetSystemInfo	Yes	Yes	Yes	Yes	Yes	Yes
Result	String	(Result of command processing.)	Yes	Yes	Yes	Yes	Yes	Yes
Data								
Model	String	Model information	Yes	Yes	Yes	Yes	Yes	Yes
Model	String	"UNKNOWN" / "HM650"(GY-HM650) / "HM850"(GY-HM850) / "HM890"(GY-HM890) / "HM200"(GY-HM200) / "LS300"(GY-LS300) / "HM660"(GY-HM660) / "PZ100"(KY-PZ100)	Yes	Yes	Yes	Yes	Yes	Yes
Destination	String	Place of destination "JP"(Japan) / "US"(USA - Canada) / "KR"(Korea) / "EU"(Southern Europe,Central Europe) / "ER"(Russia) / "AC"(China) / "AA"(Australia) / "AG"(Asian) / "TW"(Taiwan) / "AS"(Saudi Arabia) / "UC"(Canada) / "UA"(Argentina) / "UB"(Brazil) / "EZ"(East Europe) / "EY"(Northern Europe) / "EK"(China) / "EF"(France) / "AH"(Hong Kong) / "UN"(Format SD,NTSC/PAL both format)	Yes	Yes	Yes	Yes	Yes	Yes
ApiVersion	String	Version "XX.YYY.ZZZ" (XX:Major ver. YYY:Minor ver. ZZZ:Development ver)	Yes	Yes	Yes	Yes	Yes	Yes
Overlay	String	Overlay option "On" / "Off"	No	No	No	Yes	No	No
Tagging	String	Tagging option "On" / "Off"	Yes	Yes	No	No	No	No

Example

```
{
  "Response": {
    "Requested": "GetSystemInfo",
    "Result": "Success",
    "Data": {
      "Model": "HM650",
      "Destination": "JP",
      "ApiVersion": "0.13.0",
      "Tagging": "Off"
    }
  }
}
```

3.2.2. Session renewal

Renew a session

Updating session is needed within 25 seconds as always.

This command has become obsolete and session renewal is no longer required.

Please don't use this command because it causes malfunction on Web access.

Request

Key	Style	Value	HM650	HM660	HM8x0	HM200	LS300	PZ100
Request								
Command	String	SessionRenewal	Yes	No	No	No	No	No
SessionID	String	(Session ID in cookie.)	Yes	No	No	No	No	No
Params								
Update	Integer	0:False(Time-out immediately) 1:True(Time-out extension)	Yes	No	No	No	No	No

Example

```
{
  "Request": {
    "Command": "SessionRenewal ",
    "SessionID": "7425fcb58ee4d15dd4c1f5ace4299a3",
    "Params": {
      "Update": 1
    }
  }
}
```

Response

Key	Style	Value	HM650	HM660	HM8x0	HM200	LS300	PZ100
Response								
Requested	String	SessionRenewal	Yes	No	No	No	No	No
Result	String	(Result of command processing.)	Yes	No	No	No	No	No

```
{
  "Response": {
    "Requested": "SessionRenewal",
    "Result": "Success"
  }
}
```

3.2.3. Get preset zoom position

Acquire the preset zoom position.

Request

Key	Style	Value	HM650	HM660	HM8x0	HM200	LS300	PZ100
Request								
Command	String	GetPresetZoomPosition	Yes	Yes	Yes	Yes	Yes	No
SessionID	String	(Session ID in cookie.)	Yes	Yes	Yes	Yes	Yes	No

Example

```
{
  "Request": {
    "Command": "GetPresetZoomPosition",
    "SessionID": "7425fbc58ee4d15dd4c1f5ace4299a3"
  }
}
```

Response

Key	Style	Value	HM650	HM660	HM8x0	HM200	LS300	PZ100
Response								
Requested	String	GetPresetZoomPosition	Yes	Yes	Yes	Yes	Yes	No
Result	String	(Result of command processing.)	Yes	Yes	Yes	Yes	Yes	No
Data								
A	Integer	Value of Preset "0" - "499",no-setting "-1"	Yes	Yes	Yes	Yes	Yes	No
B	Integer	Value of Preset "0" - "499",no-setting "-1"	Yes	Yes	Yes	Yes	Yes	No
C	Integer	Value of Preset "0" - "499",no-setting "-1"	Yes	Yes	Yes	Yes	Yes	No

Example

```
{
  "Response": {
    "Requested": "GetPresetZoomPosition",
    "Result": "Success",
    "Data": {
      "A": 10, "B": 20, "C": 30
    }
  }
}
```

3.2.4. Set preset zoom position

Preset the zoom position.

Request

Key	Style	Value	HM650	HM660	HM8x0	HM200	LS300	PZ100
Request								
Command	String	SetPresetZoomPosition	Yes	Yes	Yes	Yes	Yes	No
SessionID	String	(Session ID in cookie.)	Yes	Yes	Yes	Yes	Yes	No
Params								
ID	String	"A"/"B"/"C" is Preset ID	Yes	Yes	Yes	Yes	Yes	No
Position	Integer	Value of Preset "0" - "499", delete setting is "-1"	Yes	Yes	Yes	Yes	Yes	No

Example

```
{
  "Request": {
    "Command": " SetPresetZoomPosition",
    "SessionID": "7425fbc58ee4d15dd4c1f5ace4299a3",
    "Params": {
      "ID": "A",
      "Position": 300
    }
  }
}
```

Response

Key	Style	Value	HM650	HM660	HM8x0	HM200	LS300	PZ100
Response								
Requested	String	SetPresetZoomPosition	Yes	Yes	Yes	Yes	Yes	No
Result	String	(Result of command processing.)	Yes	Yes	Yes	Yes	Yes	No

Example

```
{
  "Response": {
    "Requested": "SetPresetZoomPosition",
    "Result": "Success"
  }
}
```

3.2.5. Set tally lamp priority

This command was moved to "3.7.3. Set tally lamp priority".

3.3. Camera Control Command

3.3.1. Get camera status

Request all status information of camera function.
 It is recommended to use this command every 500 msec or above.
 Unnecessary use of this command make performance degradation.

Request

Key	Style	Value	HM650	HM660	HM8x0	HM200	LS300	PZ100
Request								
Command	String	GetCamStatus	Yes	Yes	Yes	Yes	Yes	Yes
SessionID	String	(Session ID in cookie.)	Yes	Yes	Yes	Yes	Yes	Yes

Example

```
{
  "Request": {
    "Command": "GetCamStatus",
    "SessionID": "7425fbc58ee4d15dd4c1f5ace4299a3"
  }
}
```

Response

Key	Style	Value	HM650	HM660	HM8x0	HM200	LS300	PZ100
Response								
Requested	String	GetCamStatus						
Result	String	(Result of command processing.)						
Data			Yes	Yes	Yes	Yes	Yes	Yes
Camera		(Camera)	Yes	Yes	Yes	Yes	Yes	Yes
Status	String	Status "NoCard"(no card inserted) / "Stop"(recording stop) / "Standby"(record standby) / "Rec"(recording)/ "RecPause"(recording pause)	Yes	Yes	Yes	Yes	Yes	Yes
Mode	String	Mode "Camera"(record mode) / "Thumbnail"(display thumbnail) / "Play"(play clip) / "Review"(review clip) / "USB"(connect USB) / "EditMetadata"(edit metadata)	Yes	Yes	Yes	Yes	Yes	Yes
RecMode	String	Rec mode "Normal" / "Pre" / "Clip" / "Frame" / "Interval" / "Variable"	Yes	Yes	Yes	Yes	Yes	No
TC	String	recording time(sec)(32bit length)	Yes	Yes	Yes	Yes	Yes	No
AspectRatio	String	Aspect ratio "16:9" / "4:3"	Yes	Yes	Yes	Yes	Yes	No
WebAccess	String	Web access "Off" / "On"	Yes	Yes	Yes	Yes	Yes	Yes
VideoOutputStatus	String	Video output status of camera "Off" / "On"	No	No	No	No	No	Yes
MenuStatus	String	Menu Open status of camera "Off" / "On"	No	Yes	Yes	Yes	No	Yes
FullAuto			Yes	Yes	Yes	Yes	Yes	No
Status	String	Status "Off" / "On" / "Preset"	Yes	Yes	Yes	Yes	Yes	No
Exposure			No	No	No	No	No	Yes
Status	String	Exposure "Auto" / "Manual" / "IrisPriority" / "ShutterPriority"	No	No	No	No	No	Yes
Iris			Yes	Yes	Yes	Yes	Yes	Yes
Status	String	Mode "Manual" / "Auto" / "AutoAELock" "Auto" / "Manual"	Yes	Yes	Yes	Yes	Yes	No
Value	String	Character string for iris value	Yes	Yes	Yes	Yes	Yes	Yes
Gain			Yes	Yes	Yes	Yes	Yes	Yes
Status	String	Mode "ManualL" / "ManualM" / "ManualH" / "Alc" / "AlcAELock" / "Lolux" / "Variable" "Auto" / "Manual"	Yes	Yes	Yes	Yes	Yes	No
Value	String	Character string for gain value	No	No	No	No	No	Yes
Value	String	Character string for gain value	Yes	Yes	Yes	Yes	Yes	Yes
AeLevel			Yes	Yes	Yes	Yes	Yes	Yes
Status	String	Mode "AeOff" / "AeOn" / "AeOnFace"	Yes	Yes	Yes	Yes	Yes	No
Adjust	String	AE Level adjustment "On" / "Off"	Yes	Yes	Yes	Yes	Yes	No
Value	String	Character string for AE level value	Yes	Yes	Yes	Yes	Yes	Yes
Shutter			Yes	Yes	Yes	Yes	Yes	Yes
Status	String	Mode "Off" / "Manual" / "Step" / "Variable" / "Eei" / "EeiAELock" "Auto" / "Manual"	Yes	Yes	Yes	Yes	Yes	No
Value	String	Character string for Shutter value	No	No	No	No	No	Yes
Value	String	Character string for Shutter value	Yes	Yes	Yes	Yes	Yes	Yes

Whb			Yes	Yes	Yes	Yes	Yes	Yes
Status	String	Mode "Preset"/"A"/"B"/"Faw"/"FawAELock" "Faw" / OnePush" / "3200K" / "5600K" / "Manual"	Yes	Yes	Yes	Yes	Yes	No
Value	String	Character string for White Balance value	Yes	Yes	Yes	Yes	Yes	Yes
WhPRScale	Integer	Slide bar total length for White paint Red(0-64)	Yes	Yes	Yes	Yes	Yes	Yes
WhPBScale	Integer	Slide bar total length for White paint Blue(0-64)	Yes	Yes	Yes	Yes	Yes	Yes
WhPRPosition	Integer	Slide bar current position for White paint Red(0-64)	Yes	Yes	Yes	Yes	Yes	Yes
WhPBPosition	Integer	Slide bar current position for White paint Blue(0-64)	Yes	Yes	Yes	Yes	Yes	Yes
WhPRValue	String	Character string for White paint Red value	Yes	Yes	Yes	Yes	Yes	Yes
WhPBValue	String	Character string for White paint Blue value	Yes	Yes	Yes	Yes	Yes	Yes
Zoom			Yes	Yes	Yes	Yes	Yes	Yes
Dynamic	String	Dynamic Zoom Status "On" / "Off"	No	No	No	Yes	No	No
DynamicPos	Integer	Dynamic Zoom Position(0-499)	No	No	No	Yes	No	No
Position	Integer	Zoom position (0-499, for Slider button position)	Yes	Yes	Yes	Yes	Yes	Yes
DisplayValue	String	Character string for Zoom value "Z0 – Z149" (GY-HM200/LS300 F-number "0 - 9999mm")	Yes	Yes	Yes	Yes	Yes	Yes
PanTilt			No	No	No	No	No	Yes
SpeedWithZoom	String	Speed With Zoom Status "On" / "Off"	No	No	No	No	No	Yes
PresetSpeed	Integer	Pan/Tilt/Preset speed (1-30)	No	No	No	No	No	Yes
Focus			Yes	Yes	Yes	Yes	Yes	Yes
Status	String	Mode "AFFace" / "AF" / "MFOnePush" / "MF" / "MFFace" "Auto" / "Manual"	Yes	Yes	Yes	Yes	Yes	No
Value	String	Character string for Focus value	Yes	Yes	Yes	Yes	Yes	Yes
MasterBlack			No	Yes	Yes	Yes	No	No
Value	String	Character string for MasterBlack value	No	Yes	Yes	Yes	No	No
Detail			No	Yes	Yes	Yes	No	Yes
Value	String	Character string for Detail value	No	Yes	Yes	Yes	No	Yes
Streaming			Yes	Yes	Yes	Yes	Yes	Yes
Status	String	Status "Stop"(Streaming has stopped or cannot be started.) / "Stopping"(About to stop.) / "Start"(Streaming has started.) / "Starting"(About to start.) / "Waiting"(Waiting for connection. (for RTSP/RTP)) / "Error"(Error occurred.)	Yes	Yes	Yes	Yes	Yes	Yes
Disptv			Yes	Yes	Yes	Yes	Yes	No
Status	String	Status "On" / "Off"	Yes	Yes	No	Yes	Yes	No
CharacterMix			No	No	Yes	No	No	No
Sdi	String	Mix "On" / "Off"	No	No	Yes	No	No	No
Hdmi	String	Mix "On" / "Off"	No	No	Yes	No	No	No
Video	String	Mix "On" / "Off"	No	No	Yes	No	No	No
TallyLamp			Yes	Yes	Yes	Yes	Yes	Yes
Priority	String	Priority "Camera" / "Web"	Yes	Yes	Yes	Yes	Yes	Yes
Lighting	String	Lighting "On" / "Off"	Yes	Yes	Yes	Yes	Yes	Yes
StudioTally	String	Status "Off" / "Program" / "Preview"	No	Yes	Yes	Yes	No	Yes
SlotA		(Status of SlotA)	Yes	Yes	Yes	Yes	Yes	No
Status	String	Status "Select" / "NoSelect" / "SelectRec" / "NoSelectRec" / "Invalid" / "Unknown"	Yes	Yes	Yes	Yes	Yes	No
Protect	String	Status "Unlock" / "Lock"	Yes	Yes	Yes	Yes	Yes	No
Remain	String	Remaining amount time(minutes) (0-65535)	Yes	Yes	Yes	Yes	Yes	No
ClipNum	Integer	Number of clips(0-4000)	Yes	Yes	Yes	Yes	Yes	No
RemainWarning	Integer	Remaining amount warning(0=No warning/1=Warning)	Yes	Yes	Yes	Yes	Yes	No
SlotB		(Status of SlotB)	Yes	Yes	Yes	Yes	Yes	Yes
Status	String	Status "Select" / "NoSelect" / "SelectRec" / "NoSelectRec" / "Invalid" / "Unknown"	Yes	Yes	Yes	Yes	Yes	Yes
Protect	String	Status "Unlock" / "Lock"	Yes	Yes	Yes	Yes	Yes	Yes
Remain	String	Remaining amount time(minutes) (0-65535)	Yes	Yes	Yes	Yes	Yes	Yes
ClipNum	Integer	Number of clips(0-4000)	Yes	Yes	Yes	Yes	Yes	Yes
RemainWarning	Integer	Remaining amount warning(0=No warning/1=Warning)	Yes	Yes	Yes	Yes	Yes	Yes
Battery		(Status of Battery)	Yes	Yes	Yes	Yes	Yes	No
Info	String	Battery information display classification "Time"(minutes) / "Capacity"(%) / "Voltage"(V)	Yes	Yes	Yes	Yes	Yes	No
Level	String	Battery Level 0: no battery / 1: plug / 2: plug[!] / 3: battery[?] / 4: battery[CAL] / 5: battery[empty] / 6: battery[low] / 7: battery[middle] / 8: battery[full] / 9: battery[no segments] / 10: charging battery [empty] / 11: charging battery [low] / 12: charging battery [middle] /	Yes	Yes	Yes	Yes	Yes	No
			Yes	Yes	Yes	Yes	Yes	No
			Yes	Yes	Yes	Yes	Yes	No
			Yes	Yes	Yes	Yes	Yes	No
			Yes	Yes	Yes	Yes	Yes	No
			No	Yes	No	Yes	Yes	No
			No	Yes	No	Yes	Yes	No
			No	Yes	No	Yes	Yes	No

		13: charging battery [full] /	No	Yes	No	Yes	Yes	No
		14: charging battery [no segments]	No	Yes	No	Yes	Yes	No
Value	String	Remaining amount time (minutes/ % / Voltage, -1 is impossible get)(0-1000)	Yes	Yes	Yes	Yes	Yes	No
Enable		(Availability of function button switches)	Yes	Yes	Yes	Yes	Yes	Yes
Fullauto		(Fullauto function)	Yes	Yes	Yes	Yes	Yes	No
Enable	Integer	switch 0:Disable, 1:Enable	No	No	Yes	Yes	Yes	No
On	Integer	button "ON" switch of fullauto 0:Disable, 1:Enable	Yes	Yes	Yes	Yes	Yes	No
Off	Integer	button "OFF" switch of fullauto 0:Disable, 1:Enable	Yes	Yes	Yes	Yes	Yes	No
Preset	Integer	button "PRESET" switch of fullauto 0:Disable, 1:Enable	No	No	No	No	Yes	No
Exposure		(Exposure function)	No	No	No	No	No	Yes
Enable	Integer	switch 0:Disable, 1:Enable	No	No	No	No	No	No
Auto	Integer	button "Atuo" switch of fullauto 0:Disable, 1:Enable	No	No	No	No	No	Yes
Manual	Integer	button "Manual" switch of fullauto 0:Disable, 1:Enable	No	No	No	No	No	Yes
ShutterPriority	Integer	button ShutterPriority" switch of fullauto 0:Disable, 1:Enable	No	No	No	No	No	Yes
IrisPriority	Integer	button "IrisPriority" switch of fullauto 0:Disable, 1:Enable	No	No	No	No	No	Yes
Iris		(Iris function)	Yes	Yes	Yes	Yes	Yes	Yes
Enable	Integer	switch 0:Disable, 1:Enable	No	No	Yes	Yes	Yes	No
StatusDisp	Integer	Display Value of iris 0:Disable, 1:Enable	No	No	No	Yes	Yes	No
Manual	Integer	button "MANUAL" switch of iris 0:Disable, 1:Enable	Yes	Yes	Yes	Yes	Yes	Yes
Auto	Integer	button "AUTO" switch of iris 0:Disable, 1:Enable	Yes	Yes	Yes	Yes	Yes	Yes
Open1	Integer	button ">" switch of iris 0:Disable, 1:Enable	Yes	Yes	Yes	Yes	Yes	Yes
Open2	Integer	button ">>" switch of iris 0:Disable, 1:Enable	Yes	Yes	Yes	Yes	Yes	No
Open3	Integer	button ">>>" switch of iris 0:Disable, 1:Enable	Yes	Yes	Yes	Yes	Yes	No
Close1	Integer	button "<" switch of iris 0:Disable, 1:Enable	Yes	Yes	Yes	Yes	Yes	Yes
Close2	Integer	button "<<" switch of iris 0:Disable, 1:Enable	Yes	Yes	Yes	Yes	Yes	No
Close3	Integer	button "<<<" switch of iris 0:Disable, 1:Enable	Yes	Yes	Yes	Yes	Yes	No
PushAuto	Integer	button "Push Auto" switch of iris 0:Disable, 1:Enable	Yes	Yes	Yes	Yes	Yes	No
Gain		(Gain function)	Yes	Yes	Yes	Yes	Yes	Yes
Enable	Integer	switch 0:Disable, 1:Enable	No	No	Yes	Yes	Yes	No
StatusDisp	Integer	Display Value of gain 0:Disable, 1:Enable	No	No	No	Yes	Yes	No
Manual	Integer	button "MANUAL" switch of gain 0:Disable, 1:Enable	Yes	Yes	No	No	No	Yes
Auto	Integer	button "AUTO" switch of gain 0:Disable, 1:Enable	No	No	No	No	No	Yes
Lolux	Integer	button "LOLUX" switch of gain 0:Disable, 1:Enable	Yes	Yes	Yes	Yes	Yes	No
Variable	Integer	button "Variable" switch of gain 0:Disable, 1:Enable	No	No	No	No	Yes	No
L	Integer	button "L" switch of gain 0:Disable, 1:Enable	Yes	Yes	Yes	Yes	Yes	No
M	Integer	button "M" switch of gain 0:Disable, 1:Enable	Yes	Yes	Yes	Yes	Yes	No
H	Integer	button "H" switch of gain 0:Disable, 1:Enable	Yes	Yes	Yes	Yes	Yes	No
Up1	Integer	button "Up1" switch of gain 0:Disable, 1:Enable	No	Yes	Yes	Yes	Yes	Yes
Up2	Integer	button "Up2" switch of gain 0:Disable, 1:Enable	No	No	No	No	Yes	No
Down1	Integer	button "Down1" switch of gain 0:Disable, 1:Enable	No	Yes	Yes	Yes	Yes	Yes
Down2	Integer	button "Down2" switch of gain 0:Disable, 1:Enable	No	No	No	No	Yes	No
AeLevel		(AE Level function)	Yes	Yes	Yes	Yes	Yes	Yes
Enable	Integer	switch 0:Disable, 1:Enable	No	No	Yes	Yes	Yes	No
StatusDisp	Integer	Display Value of AeLevel 0:Disable, 1:Enable	No	No	No	Yes	Yes	No
Up	Integer	button "▲" switch of Aelevel 0:Disable, 1:Enable	Yes	Yes	Yes	Yes	Yes	Yes
Down	Integer	button "▼" switch of Aelevel 0:Disable, 1:Enable	Yes	Yes	Yes	Yes	Yes	Yes
AdjustOn	Integer	button "ON" switch of Aelevel 0:Disable, 1:Enable	No	No	No	Yes	Yes	No
AdjustOff	Integer	button "OFF" switch of Aelevel 0:Disable, 1:Enable	No	No	No	Yes	Yes	No
Shutter		(Shutter function)	Yes	Yes	Yes	Yes	Yes	Yes
Enable	Integer	switch 0:Disable, 1:Enable	No	No	Yes	Yes	Yes	No
StatusDisp	Integer	Display Value of Shutter 0:Disable, 1:Enable)	No	No	No	Yes	Yes	No
Off	Integer	button "OFF" switch of shatter 0:Disable, 1:Enable	Yes	Yes	Yes	No	No	No
Manual	Integer	button "MANUAL" switch of shatter 0:Disable, 1:Enable	Yes	Yes	No	No	No	No
Step	Integer	button "STEP" switch of shatter 0:Disable, 1:Enable	No	No	Yes	Yes	Yes	No
Variable	Integer	button "VARIABLE" switch of shatter 0:Disable, 1:Enable	No	No	Yes	Yes	Yes	No
Eei	Integer	button "EEI" switch of shatter 0:Disable, 1:Enable	Yes	Yes	Yes	Yes	Yes	No
Slower	Integer	button "▲" switch of shatter 0:Disable, 1:Enable	Yes	Yes	Yes	Yes	Yes	Yes
Faster	Integer	button "▼" switch of shatter 0:Disable, 1:Enable	Yes	Yes	Yes	Yes	Yes	Yes
Whb		(White balance function)	Yes	Yes	Yes	Yes	Yes	Yes
Enable	Integer	switch 0:Disable, 1:Enable	No	No	Yes	Yes	Yes	No
StatusDisp	Integer	Display Value of White balance 0:Disable, 1:Enable	No	No	No	Yes	Yes	No
Manual	Integer	button "MANUAL" switch of White balance 0:Disable, 1:Enable	Yes	Yes	No	No	No	Yes
Faw	Integer	button "FAW" switch of White balance 0:Disable, 1:Enable	Yes	Yes	No	No	No	Yes
Preset	Integer	button "PRESET" switch of White balance 0:Disable, 1:Enable	Yes	Yes	Yes	Yes	Yes	No
A	Integer	button "A" switch of White balance 0:Disable, 1:Enable	Yes	Yes	Yes	Yes	Yes	No

B	Integer	button "B" switch of White balance 0:Disable, 1:Enable	Yes	Yes	Yes	Yes	Yes	No
Awb	Integer	button "AWB" switch of White balance 0:Disable, 1:Enable	No	No	No	No	No	Yes
PushAuto	Integer	button "OnePushTrigger" switch of White balance 0:Disable, 1:Enable	Yes	Yes	Yes	Yes	Yes	Yes
K3200	Integer	button "3200K" switch of White balance 0:Disable, 1:Enable	No	No	No	No	No	Yes
K5600	Integer	button "5600K" switch of White balance 0:Disable, 1:Enable	No	No	No	No	No	Yes
WhPaintRP	Integer	button "↑" switch of White paint 0:Disable, 1:Enable	Yes	Yes	Yes	Yes	Yes	Yes
WhPaintRM	Integer	button "↓" switch of White paint 0:Disable, 1:Enable	Yes	Yes	Yes	Yes	Yes	Yes
WhPaintBP	Integer	button "→" switch of White paint 0:Disable, 1:Enable	Yes	Yes	Yes	Yes	Yes	Yes
WhPaintBM	Integer	button "←" switch of White paint 0:Disable, 1:Enable	Yes	Yes	Yes	Yes	Yes	Yes
Zoom		(Zoom function)	Yes	Yes	Yes	Yes	Yes	Yes
Enable	Integer	switch 0:Disable, 1:Enable	No	No	Yes	Yes	Yes	No
StatusDisp	Integer	Display Value of Zoom 0:Disable, 1:Enable	No	No	No	Yes	Yes	No
Tele1	Integer	button ">" switch of zoom 0:Disable, 1:Enable	Yes	Yes	Yes	Yes	Yes	Yes
Tele2	Integer	button ">>" switch of zoom 0:Disable, 1:Enable	Yes	Yes	Yes	Yes	Yes	Yes
Tele3	Integer	button ">>>" switch of zoom 0:Disable, 1:Enable	Yes	Yes	Yes	Yes	Yes	Yes
Wide1	Integer	button "<" switch of zoom 0:Disable, 1:Enable	Yes	Yes	Yes	Yes	Yes	Yes
Wide2	Integer	button "<<" switch of zoom 0:Disable, 1:Enable	Yes	Yes	Yes	Yes	Yes	Yes
Wide3	Integer	button "<<<" switch of zoom 0:Disable, 1:Enable	Yes	Yes	Yes	Yes	Yes	Yes
Tele	Integer	button "Tele" switch of zoom 0:Disable, 1:Enable	No	No	Yes	Yes	Yes	No
Wide	Integer	button "Wide" switch of zoom 0:Disable, 1:Enable	No	No	Yes	Yes	Yes	No
Preset	Integer	button "Preset" switch of zoom 0:Disable, 1:Enable	No	No	Yes	Yes	Yes	No
Clear	Integer	button "Clear" switch of zoom 0:Disable, 1:Enable	No	No	Yes	Yes	Yes	No
Preset1	Integer	button "A" switch of zoom 0:Disable, 1:Enable	No	No	Yes	Yes	Yes	No
Preset2	Integer	button "B" switch of zoom 0:Disable, 1:Enable	No	No	Yes	Yes	Yes	No
Preset3	Integer	button "C" switch of zoom 0:Disable, 1:Enable	No	No	Yes	Yes	Yes	No
Focus		(Focus function)	Yes	Yes	Yes	Yes	Yes	Yes
Enable	Integer	switch 0:Disable, 1:Enable	No	No	Yes	Yes	Yes	No
StatusDisp	Integer	Display Value of Focus 0:Disable, 1:Enable	No	No	No	Yes	Yes	No
Manual	Integer	button "MANUAL" switch of focus 0:Disable, 1:Enable	Yes	Yes	Yes	Yes	Yes	Yes
Auto	Integer	button "AUTO" switch of focus 0:Disable, 1:Enable	Yes	Yes	Yes	Yes	Yes	Yes
Far1	Integer	button ">" switch of focus 0:Disable, 1:Enable	Yes	Yes	Yes	Yes	Yes	Yes
Far2	Integer	button ">>" switch of focus 0:Disable, 1:Enable	Yes	Yes	Yes	Yes	Yes	Yes
Far3	Integer	button ">>>" switch of focus 0:Disable, 1:Enable	Yes	Yes	Yes	Yes	Yes	Yes
Near1	Integer	button "<" switch of focus 0:Disable, 1:Enable	Yes	Yes	Yes	Yes	Yes	Yes
Near2	Integer	button "<<" switch of focus 0:Disable, 1:Enable	Yes	Yes	Yes	Yes	Yes	Yes
Near3	Integer	button "<<<" switch of focus 0:Disable, 1:Enable	Yes	Yes	Yes	Yes	Yes	Yes
Infinity	Integer	button "∞" switch of focus 0:Disable, 1:Enable	Yes	Yes	No	No	No	No
PushAuto	Integer	button "PUSH AUTO" switch of focus 0:Disable, 1:Enable	Yes	Yes	Yes	Yes	Yes	Yes
MasterBlack		(MasterBlack function)	No	Yes	Yes	Yes	No	No
Enable	Integer	switch 0:Disable, 1:Enable	No	No	No	No	No	No
StatusDisp	Integer	Display Value of MasterBlack 0:Disable, 1:Enable	No	No	No	No	No	No
Up1	Integer	button ">" switch of MasterBlack 0:Disable, 1:Enable	No	Yes	Yes	Yes	No	No
Up2	Integer	button ">>" switch of MasterBlack 0:Disable, 1:Enable	No	Yes	Yes	Yes	No	No
Up3	Integer	button ">>>" switch of MasterBlack 0:Disable, 1:Enable	No	Yes	Yes	Yes	No	No
Down1	Integer	button "<" switch of MasterBlack 0:Disable, 1:Enable	No	Yes	Yes	Yes	No	No
Down2	Integer	button "<<" switch of MasterBlack 0:Disable, 1:Enable	No	Yes	Yes	Yes	No	No
Down3	Integer	button "<<<" switch of MasterBlack 0:Disable, 1:Enable	No	Yes	Yes	Yes	No	No
Detail		(Detail function)	No	Yes	Yes	Yes	No	No
Enable	Integer	switch 0:Disable, 1:Enable	No	No	No	No	No	No
StatusDisp	Integer	Display Value of Detail 0:Disable, 1:Enable	No	No	No	No	No	No
Up	Integer	button ">" switch of Detail 0:Disable, 1:Enable	No	Yes	Yes	Yes	No	No
Down	Integer	button "<" switch of Detail 0:Disable, 1:Enable	No	Yes	Yes	Yes	No	No
User		(switch of user assignment)	Yes	Yes	Yes	Yes	Yes	Yes
Sw1	Integer	button "SW1" switch of User Switch 0:Disable, 1:Enable	Yes	Yes	Yes	Yes	Yes	No
Sw2	Integer	button "SW2" switch of User Switch 0:Disable, 1:Enable	Yes	Yes	Yes	Yes	Yes	No
Sw3	Integer	button "SW3" switch of User Switch 0:Disable, 1:Enable	Yes	Yes	Yes	Yes	Yes	No
Sw4	Integer	button "SW4" switch of User Switch 0:Disable, 1:Enable	Yes	Yes	Yes	Yes	Yes	No
Sw5	Integer	button "SW5" switch of User Switch 0:Disable, 1:Enable	Yes	Yes	Yes	Yes	Yes	No
Sw6	Integer	button "SW6" switch of User Switch 0:Disable, 1:Enable	Yes	Yes	Yes	Yes	Yes	No
Sw7	Integer	button "SW7" switch of User Switch	Yes	Yes	Yes	Yes	Yes	No

		0:Disable, 1:Enable							
Sw8	Integer	button "SW8 switch of User Switch 0:Disable, 1:Enable	No	No	Yes	Yes	Yes	No	No
Sw9	Integer	button "SW9" switch of User Switch 0:Disable, 1:Enable	No	No	Yes	Yes	Yes	No	No
Sw10	Integer	button "SW10" switch of User Switch 0:Disable, 1:Enable	No	No	Yes	No	Yes	No	No
Sw11	Integer	button "SW11" switch of User Switch 0:Disable, 1:Enable	No	No	Yes	No	No	No	No
LensRet	Integer	button "LensRet" switch of User Switch 0:Disable, 1:Enable	No	No	Yes	No	No	No	No
Sub1	Integer	button "Sub1" switch of User Switch 0:Disable, 1:Enable	No	No	No	No	No	No	Yes
Sub2	Integer	button "Sub2" switch of User Switch 0:Disable, 1:Enable	No	No	No	No	No	No	Yes
Sub3	Integer	button "Sub3" switch of User Switch 0:Disable, 1:Enable	No	No	No	No	No	No	Yes
Streaming		(Streaming function)	Yes	Yes	Yes	Yes	Yes	Yes	Yes
On	Integer	button "ON" switch of Streaming 0:Disable, 1:Enable	Yes	Yes	Yes	Yes	Yes	Yes	Yes
Off	Integer	button "OFF" switch of Streaming 0:Disable, 1:Enable	Yes	Yes	Yes	Yes	Yes	Yes	Yes
Disptv		(Display function)	Yes	Yes	Yes	Yes	Yes	Yes	No
On	Integer	button "ON" switch of Display 0:Disable, 1:Enable	Yes	Yes	No	Yes	Yes	Yes	No
Off	Integer	button "OFF" switch of Display 0:Disable, 1:Enable	Yes	Yes	No	Yes	Yes	Yes	No
CharacterMix		(Character mix function)	No	No	Yes	No	No	No	No
Sdi	Integer	button "SDI" switch of CharacterMix 0:Disable, 1:Enable	No	No	Yes	No	No	No	No
Hdmi	Integer	button "HDMI" switch of CharacterMix 0:Disable, 1:Enable	No	No	Yes	No	No	No	No
Video	Integer	button "Video" switch of CharacterMix 0:Disable, 1:Enable	No	No	Yes	No	No	No	No
Menu		(Menu function)	Yes	Yes	Yes	Yes	Yes	Yes	Yes
Display	Integer	button "DYSPLAY" switch of Menu 0:Disable, 1:Enable	Yes	Yes	Yes	Yes	Yes	Yes	Yes
Status	Integer	button "STATUS" switch of Menu 0:Disable, 1:Enable	Yes	Yes	Yes	Yes	Yes	Yes	Yes
Menu	Integer	button "MENU" switch of Menu 0:Disable, 1:Enable	Yes	Yes	Yes	Yes	Yes	Yes	Yes
Set	Integer	button "SET" switch of Menu 0:Disable, 1:Enable	Yes	Yes	Yes	Yes	Yes	Yes	Yes
Cancel	Integer	button "CANCEL" switch of Menu 0:Disable, 1:Enable	Yes	Yes	Yes	Yes	Yes	Yes	Yes
Up	Integer	button "↑" switch of Menu 0:Disable, 1:Enable	Yes	Yes	Yes	Yes	Yes	Yes	Yes
Down	Integer	button "↓" switch of Menu 0:Disable, 1:Enable	Yes	Yes	Yes	Yes	Yes	Yes	Yes
Left	Integer	button "←" switch of Menu 0:Disable, 1:Enable	Yes	Yes	Yes	Yes	Yes	Yes	Yes
Right	Integer	button "→" switch of Menu 0:Disable, 1:Enable	Yes	Yes	Yes	Yes	Yes	Yes	Yes
ButtonString		(String of button name)	Yes	Yes	Yes	Yes	Yes	Yes	No
Gain		(Button of gain)	Yes	Yes	Yes	Yes	Yes	Yes	No
L	String	String of Low gain button	Yes	Yes	Yes	Yes	Yes	Yes	No
M	String	String of Middle gain button	Yes	Yes	Yes	Yes	Yes	Yes	No
H	String	String of High gain button	Yes	Yes	Yes	Yes	Yes	Yes	No
User		(Button of user switch alocation)	Yes	Yes	Yes	Yes	Yes	Yes	No
Sw1	String	String of User switch 1 "Load Picture File" / "Clip Cutter Trig" / "Backup Trig" / "Clip Review" / "Zebra" / "Marker" / "Lolux" / "Bars" / "Focus Assist" / "OIS" / "AE Lock" / "OK Mark" / "Spot Meter" / "Face Detect" / "White Balance" / "Preset Zoom 1" / "Preset Zoom 2" / "Preset Zoom 3" / "LCD Backlight" / "Flash Band" / "One Push Focus" / "One Push Iris" / "Expanded Focus" / "Live Streaming" / "Auto Focus" / "Histogram" / "AWB" / "Rec" / "Return Video"	Yes	Yes	Yes	Yes	Yes	Yes	No
Sw2	String	String of User switch 2. Same as above.	Yes	Yes	Yes	Yes	Yes	Yes	No
Sw3	String	String of User switch 3. Same as above.	Yes	Yes	Yes	Yes	Yes	Yes	No
Sw4	String	String of User switch 4. Same as above.	Yes	Yes	Yes	Yes	Yes	Yes	No
Sw5	String	String of User switch 5. Same as above.	Yes	Yes	Yes	Yes	Yes	Yes	No
Sw6	String	String of User switch 6. Same as above.	Yes	Yes	Yes	Yes	Yes	Yes	No
Sw7	String	String of User switch 7. Same as above.	Yes	Yes	Yes	Yes	Yes	Yes	No
Sw8	String	String of User switch 8. Same as above.	No	No	Yes	Yes	Yes	Yes	No
Sw9	String	String of User switch 9. Same as above.	No	No	Yes	Yes	Yes	Yes	No
Sw10	String	String of User switch 10. Same as above.	No	No	Yes	No	Yes	Yes	No
Sw11	String	String of User switch 11. Same as above.	No	No	Yes	No	No	No	No
LensRet	String	String of User switch Lens Ret. Same as above.	No	No	Yes	No	No	No	No
Whb		(Button of White balance)	Yes	Yes	Yes	Yes	Yes	Yes	No
Preset	String	String of Preset button "PRESET" / "A" / "B" / "FAW"	No	No	Yes	Yes	Yes	Yes	No
A	String	String of A button	No	No	Yes	Yes	Yes	Yes	No

3.3.2. Recording

Control the recording function

Request

Key	Style	Value	HM650	HM660	HM8x0	HM200	LS300	PZ100
Request								
Command	String	SetCamCtrl	Yes	Yes	Yes	Yes	Yes	Yes
SessionID	String	(Session ID in cookie.)	Yes	Yes	Yes	Yes	Yes	Yes
Params								
CamCtrl	String	Camera Control "Rec": recording start / "Stop": recording stop	Yes	Yes	Yes	Yes	Yes	Yes

Example

```
{
  "Request": {
    "Command": "SetCamCtrl ",
    "SessionID": "7425fbc58ee4d15dd4c1f5ace4299a3",
    "Params": {
      "CamCtrl": "Rec"
    }
  }
}
```

Response

Key	Style	Value	HM650	HM660	HM8x0	HM200	LS300	PZ100
Response								
Requested	String	SetCamCtrl	Yes	Yes	Yes	Yes	Yes	Yes
Result	String	(Result of command processing.)	Yes	Yes	Yes	Yes	Yes	Yes

Example

```
{
  "Response": {
    "Requested": "SetCamCtrl ",
    "Result": "Success"
  }
}
```

3.3.3. Set zoom position (obey preset zoom settings of camera)

Control zoom position

In operation, obey preset zoom speed settings of camera,

If you use zooming with slide bar, you should use "SetWebSliderEvent" command.

Request

Key	Style	Value	HM650	HM660	HM8x0	HM200	LS300	PZ100
Request								
Command	String	SetZoomCtrl	Yes	Yes	Yes	Yes	Yes	Yes
SessionID	String	(Session ID in cookie.)	Yes	Yes	Yes	Yes	Yes	Yes
Params								
Position	Integer	Zoom position "0"~"499"	Yes	Yes	Yes	Yes	Yes	Yes

Example

```
{
  "Request": {
    "Command": "SetZoomCtrl ",
    "SessionID": "7425fcb58ee4d15dd4c1f5ace4299a3",
    "Params": {
      "Position": 400
    }
  }
}
```

Response

Key	Style	Value	HM650	HM660	HM8x0	HM200	LS300	PZ100
Response								
Requested	String	SetZoomCtrl	Yes	Yes	Yes	Yes	Yes	Yes
Result	String	(Result of command processing.)	Yes	Yes	Yes	Yes	Yes	Yes

Example

```
{
  "Response": {
    "Requested": "SetZoomCtrl ",
    "Result": "Success"
  }
}
```

3.3.4. Live streaming

Control the streaming function

After changing settings with API command, you should check the result of the command before start live streaming.

While menu or status screen is displayed on the camcorder, start/stop streaming command does not work.

Request

Key	Style	Value	HM650	HM660	HM8x0	HM200	LS300	PZ100
Request								
Command	String	SetStreamingCtrl	Yes	Yes	Yes	Yes	Yes	Yes
SessionID	String	(Session ID in cookie.)	Yes	Yes	Yes	Yes	Yes	Yes
Params								
Streaming	String	Streaming Control "On" : streaming start / "Off" : streaming stop	Yes	Yes	Yes	Yes	Yes	Yes

Example

```
{
  "Request": {
    "Command": "SetStreamingCtrl",
    "SessionID": "7425fbc58ee4d15dd4c1f5ace4299a3",
    "Params": {
      "Streaming": "On"
    }
  }
}
```

Response

Key	Style	Value	HM650	HM660	HM8x0	HM200	LS300	PZ100
Response								
Requested	String	SetStreamingCtrl	Yes	Yes	Yes	Yes	Yes	Yes
Result	String	(Result of command processing.)	Yes	Yes	Yes	Yes	Yes	Yes

Example

```
{
  "Response": {
    "Requested": "SetStreamingCtrl",
    "Result": "Success"
  }
}
```


3.3.5. Tally lamp control

This command controls tally lamp.

Turning on/off the tally lamp depends on camera settings. "3.7.2. Set tally lamp priority" has the details.

"SetTallyLampCtrl" should be used only when changing the tally lamp state, otherwise it causes performance degradation.

Please do not use "SetTallyLampCtrl" in the studio tally system described in "3.7. How to control studio tally system".

From Web API version 1.07, alarm indication on the camera itself has highest priority compared with all other tally control via web interface.

Request

Key	Style	Value	HM650	HM660	HM8x0	HM200	LS300	PZ100
Request								
Command	String	SetTallyLampCtrl	Yes	Yes	Yes	Yes	Yes	Yes
SessionID	String	(Session ID in cookie.)	Yes	Yes	Yes	Yes	Yes	Yes
Params								
Sw	String	Tally lamp Control "On"(The order turns on LED) / "Off"(The order turns off LED) /	Yes	Yes	Yes	Yes	Yes	Yes

Example

```
{
  "Request": {
    "Command": "SetTallyLampCtrl",
    "SessionID": "7425fcb58ee4d15dd4c1f5ace4299a3",
    "Params": {
      "Sw": "On"
    }
  }
}
```

Response

Key	Style	Value	HM650	HM660	HM8x0	HM200	LS300	PZ100
Response								
Requested	String	SetTallyLampCtrl	Yes	Yes	Yes	Yes	Yes	Yes
Result	String	(Result of command processing.)	Yes	Yes	Yes	Yes	Yes	Yes

Example

```
{
  "Response": {
    "Requested": "SetTallyLampCtrl",
    "Result": "Success"
  }
}
```

3.3.6. Set Web Button Event

Issue a button event

Request

Key	Style	Value	HM650	HM660	HM8x0	HM200	LS300	PZ100		
Request										
Command	String	SetWebButtonEvent	Yes	Yes	Yes	Yes	Yes	Yes		
SessionID	String	(Session ID in cookie.)	Yes	Yes	Yes	Yes	Yes	Yes		
Params		(Button parameter is selected by Kind parameter)								
Kind	String	Kind of button event								
		"Fullauto"	Yes	Yes	Yes	Yes	Yes	No		
		"Iris"	Yes	Yes	Yes	Yes	Yes	Yes		
		"Gain"	Yes	Yes	Yes	Yes	Yes	Yes		
		"AeLevel"	Yes	Yes	Yes	Yes	Yes	Yes		
		"Shutter"	Yes	Yes	Yes	Yes	Yes	Yes		
		"Whb"	Yes	Yes	Yes	Yes	Yes	Yes		
		"Zoom"	Yes	Yes	Yes	Yes	Yes	Yes		
		"Focus"	Yes	Yes	Yes	Yes	Yes	Yes		
		"User"	Yes	Yes	Yes	Yes	Yes	Yes		
		"Disptv"	Yes	Yes	Yes	Yes	Yes	Yes		
		"Menu"	Yes	Yes	Yes	Yes	Yes	Yes		
		"Rec"	Yes	Yes	Yes	Yes	Yes	Yes		
		"MasterBlack"	No	Yes	Yes	Yes	No	No		
		"Detail"	No	Yes	Yes	Yes	No	Yes		
		"Exposure"	No	No	No	No	No	Yes		
		"SpeedWithZoom"	No	No	No	No	No	Yes		
		Button	String	Fullauto event						
				"On" / "Off"	Yes	Yes	Yes	Yes	Yes	Yes
				"Preset"	No	No	No	No	Yes	No
Exposure event										
"Auto" / "Manual" / "IrisPriority" / "ShutterPriority"	No			No	No	No	No	Yes		
Iris event										
"Manual" / "Auto"	Yes			Yes	Yes	Yes	Yes	No		
"Open1"	Yes			Yes	Yes	Yes	Yes	Yes		
"Open2"	Yes			Yes	Yes	Yes	Yes	No		
"Open3"	Yes			Yes	Yes	Yes	Yes	No		
"Close1"	Yes			Yes	Yes	Yes	Yes	Yes		
"Close2"	Yes			Yes	Yes	Yes	Yes	No		
"Close3"	Yes			Yes	Yes	Yes	Yes	No		
"PushAuto"	Yes			Yes	Yes	Yes	Yes	No		
Gain event										
"Alc"	Yes			Yes	No	No	No	No		
"Lolux"	Yes			Yes	Yes	Yes	Yes	No		
"L" / "M" / "H"	Yes			Yes	Yes	Yes	Yes	No		
"Variable"	No			No	No	No	Yes	No		
"Up1"	No			Yes	Yes	Yes	Yes	Yes		
"Up2"	No			No	No	No	Yes	No		
"Down1"	No			Yes	Yes	Yes	Yes	Yes		
"Down2"	No			No	No	No	Yes	No		
"Manual" / "Auto"	No			No	No	No	No	No		
AeLevel event										
"AeLevelUp" / "AeLevelDown"	Yes			Yes	Yes	Yes	Yes	No		
"AdjustOn" / "AdjustOff"	No			No	No	Yes	Yes	No		
"Up" / "Down"	No			No	No	No	No	Yes		
Shutter event										
"Off"	Yes			Yes	Yes	No	No	No		
"Step"	No			No	Yes	Yes	Yes	No		
"Variable"	No			No	Yes	Yes	Yes	No		
"Manual"	Yes			Yes	No	No	No	No		
"Eei"	Yes			Yes	Yes	Yes	Yes	No		
"Slower"	Yes			Yes	Yes	Yes	Yes	Yes		
"Faster"	Yes			Yes	Yes	Yes	Yes	Yes		
Whb event										
"Faw"	Yes			Yes	No	No	No	Yes		
"Preset" / "A" / "B"	Yes			Yes	Yes	Yes	Yes	No		
"Adjust" (Awb trigger when PZ100)	Yes			Yes	Yes	Yes	Yes	Yes		
"WhPaintRP"/"WhPaintRM"	Yes	Yes	Yes	Yes	Yes	No				
"WhPaintBP"/"WhPaintBM"	Yes	Yes	Yes	Yes	Yes	No				
"Awb"	No	No	No	No	No	Yes				
"3200K"	No	No	No	No	No	Yes				

"5600K"	No	No	No	No	No	Yes
"Manual"	No	No	No	No	No	Yes
Zoom event						
"Tele1" / "Tele2" / "Tele3"	Yes	Yes	Yes	Yes	Yes	Yes
"Wide1" / "Wide2" / "Wide3"	Yes	Yes	Yes	Yes	Yes	Yes
"Stop"	No	No	No	No	No	Yes
※"Tele" or "Wide" events need "Stop" in KY-PZ100.						
Focus event						
"Manual" / "Auto"	Yes	Yes	Yes	Yes	Yes	Yes
"Far1" / "Far2" / "Far3" / "Near1" / "Near2" / "Near3"	Yes	Yes	Yes	Yes	Yes	Yes
"Infinity"	Yes	Yes	No	No	No	No
"PushAuto"	Yes	Yes	Yes	Yes	Yes	Yes
"Stop"	No	No	No	No	No	Yes
※"Far" or "Near" events need "Stop" in KY-PZ100.						
MasterBlack event						
"Up1" / "Up2" / "Up3" / "Down1" / "Down2" / "Down3"	No	Yes	Yes	Yes	No	No
User event						
"Sw1" / "Sw2" / "Sw3" / "Sw4" / "Sw5" / "Sw6" / "Sw7"	Yes	Yes	Yes	Yes	Yes	No
"Sw8" / "Sw9"	No	No	Yes	Yes	Yes	No
"Sw10"	No	No	Yes	No	Yes	No
"Sw11" / "LensRet"	No	No	Yes	No	No	No
"Sub1" / "Sub2" / "Sub3"	No	No	No	No	No	Yes
Disptv event						
"On":(Display on TV) / "Off":(Display on TV)	Yes	Yes	No	Yes	Yes	No
"Sdi":(Character Mix)	No	No	Yes	No	No	No
"Hdmi":(Character Mix)	No	No	Yes	No	No	No
"Video":(Character Mix)	No	No	Yes	No	No	No
Menu event						
"Display":(Menu) / "Status":(Menu) / "Menu":(Menu)	Yes	Yes	Yes	Yes	Yes	Yes
"Cancel":(Menu) / "Set":(Menu) / "Up":(Menu) /	Yes	Yes	Yes	Yes	Yes	Yes
"Down":(Menu) / "Left":(Menu) / "Right":(Menu)	Yes	Yes	Yes	Yes	Yes	Yes
"Advanced":(Menu)	No	No	No	No	No	Yes
"Service":(Menu)	No	No	No	No	No	Yes
"Factory":(Menu)	No	No	No	No	No	Yes
Rec event						
"Start":Recording start / "Stop":Recording stop	Yes	Yes	Yes	Yes	Yes	Yes
Detail event "Up" / "Down"	No	Yes	Yes	Yes	No	Yes
SpeedWithZoom event "Off" / "On"	No	No	No	No	No	Yes

Example

```
{
  "Request": {
    "Command": "SetWebButtonEvent",
    "SessionID": "7425fbc58ee4d15dd4c1f5ace4299a3",
    "Params": {
      "Kind": "Fullauto",
      "Button": "On"
    }
  }
}
```

Response

Key	Style	Value	HM650	HM660	HM8x0	HM200	LS300	PZ100
Response								
Requested	String	SetWebButtonEvent	Yes	Yes	Yes	Yes	Yes	Yes
Result	String	(Result of command processing.)	Yes	Yes	Yes	Yes	Yes	Yes

Example

```
{
  "Response": {
    "Requested": "SetWebButtonEvent",
    "Result": "Success"
  }
}
```

3.3.7. Set Web Slider Event

Issue a slider event

You should use 'SetWebSliderEvent' command instead of 'SetZoomCtrl' for zooming with slide bar. You get maximum speed of zoom.

Request

Key	Style	Value	HM650	HM660	HM8x0	HM200	LS300	PZ100
Request								
Command	String	SetWebSliderEvent	Yes	Yes	Yes	Yes	Yes	Yes
SessionID	String	(Session ID in cookie.)	Yes	Yes	Yes	Yes	Yes	Yes
Params								
Kind	String	Kind of Slider event " ZoomBar "	Yes	Yes	Yes	Yes	Yes	Yes
Position	Integer	Slider event ZoomBar 0~499:Zoom position	Yes	Yes	Yes	Yes	Yes	Yes

Example

```
{
  "Request": {
    "Command": "SetWebSliderEvent ",
    "SessionID": "7425fcb58ee4d15dd4c1f5ace4299a3",
    "Params": {
      "Kind": "ZoomBar",
      "Position": 73
    }
  }
}
```

Response

Key	Style	Value	HM650	HM660	HM8x0	HM200	LS300	PZ100
Response								
Requested	String	SetWebSliderEvent	Yes	Yes	Yes	Yes	Yes	Yes
Result	String	(Result of command processing.)	Yes	Yes	Yes	Yes	Yes	Yes

Example

```
{
  "Response": {
    "Requested": "SetWebSliderEvent ",
    "Result": "Success"
  }
}
```

3.3.8. Set Web XYField Event

Issue a two-dimensional slider event

Request

Key	Style	Value	HM650	HM660	HM8x0	HM200	LS300	PZ100
Request								
Command	String	SetWebXYFieldEvent	Yes	Yes	Yes	Yes	Yes	Yes
SessionID	String	(Session ID in cookie.)	Yes	Yes	Yes	Yes	Yes	Yes
Params								
Kind	String	Kind of XYField event "WhPaintRB ":White paint R and B	Yes	Yes	Yes	Yes	Yes	Yes
XPosition	Integer	XYField event WhPaintRB "0"~"64" (White paint B position)	Yes	Yes	Yes	Yes	Yes	Yes
YPosition	Integer	XYField event WhPaintRB "0"~"64" (White paint R position)	Yes	Yes	Yes	Yes	Yes	Yes

Example

```
{
  "Request": {
    "Command": "SetWebXYFieldEvent",
    "SessionID": "7425fbc58ee4d15dd4c1f5ace4299a3",
    "Params": {
      "Kind": "WhPaintRB",
      "XPosition": 32,
      "YPosition": 32
    }
  }
}
```

Response

Key	Style	Value	HM650	HM660	HM8x0	HM200	LS300	PZ100
Response								
Requested	String	SetWebXYFieldEvent	Yes	Yes	Yes	Yes	Yes	Yes
Result	String	(Result of command processing.)	Yes	Yes	Yes	Yes	Yes	Yes

Example

```
{
  "Response": {
    "Requested": "SetWebXYFieldEvent",
    "Result": "Success"
  }
}
```

3.3.9. Get GPS Information

Request location information of camera GPS function.

Request

Key	Style	Value	HM650	HM660	HM8x0	HM200	LS300	PZ100
Request								
Command	String	GetGPSInfo	Yes	Yes	Yes	No	No	No
SessionID	String	(Session ID in cookie.)	Yes	Yes	Yes	No	No	No

Example

```
{
  "Request": {
    "Command": "GetGPSInfo",
    "SessionID": "7425fbc58ee4d15dd4c1f5ace4299a3"
  }
}
```

Response

Key	Style	Value	HM650	HM660	HM8x0	HM200	LS300	PZ100
Response								
Requested	String	GetGPSInfo	Yes	Yes	Yes	No	No	No
Result	String	(Result of command processing.)	Yes	Yes	Yes	No	No	No
Data								
AntennaLevel	String	"None" / "Lost" / "Searching" / "Level1" / "Level2" / "Level3"	Yes	Yes	Yes	No	No	No
Location	String	"+"<Latitude>+"<Longitude>+"<Altitude>/" Latitude +:North, -:South, 00.00000(min) - 90.000000(max) Longitude +:East, -:West, 000.000000(min) - 179.999999(max) Altitude +, -, 0.000000(min) - 99999999(max)	Yes	Yes	Yes	No	No	No

*Location data is valid only if AntennaLevel is "Level1", "Level2", or "Level3".

Example

```
{
  "Response": {
    "Requested": "GetGPSInfo",
    "Result": "Success",
    "Data": {
      "AntennaLevel": "Level3",
      "Location": "+35.360452+138.727820+3775.630/"
    }
  }
}
```

3.3.10. Seesaw switch operation

Seesaw switch operation command is changing parameter by a seesaw-swith.

Key	Style	Value	HM650	HM660	HM8x0	HM200	LS300	PZ100
Request								
Command	String	SeesawSwitchOperation	No	Yes	Yes	Yes	No	No
SessionID	String	(Session ID in cookie.)	No	Yes	Yes	Yes	No	No
Params								
Kind	String	Kind of Seesaw event "ZoomSeesaw" / "IrisSeesaw" / "MasterBlackSeesaw" / "FocusSeesaw"	No	Yes	Yes	Yes	No	No
Direction	String	Zoom operation "Stop" / "Wide" / "Tele" Iris operation "Open" / "Close" / "Stop" MasterBlack operation "Up" / "Down" / "Stop" Focus operation "Far" / "Near" / "Stop"	No	Yes	Yes	Yes	No	No
Speed	Integer	0 - 8	No	Yes	Yes	Yes	No	No

**Speed = 0" has the same meaning as "Direction = Stop".

Example

```
{
  "Request": {
    "Command": "SeesawSwitchOperation",
    "SessionID": "7425fbc58ee4d15dd4c1f5ace4299a3",
    "Params": {
      "Kind": "MasterBlack",
      "Direction": "Up",
      "Speed": 5
    }
  }
}
```

Response

Key	Style	Value	HM650	HM660	HM8x0	HM200	LS300	PZ100
Response								
Requested	String	SeesawSwitchOperation	No	Yes	Yes	Yes	No	No
Result	String	(Result of command processing.)	No	Yes	Yes	Yes	No	No

Example

```
{
  "Response": {
    "Requested": "SeesawSwitchOperation",
    "Result": "Success"
  }
}
```

3.4. PTZ Camera Support Command

3.4.1. Set Pan Tilt Control

Pan / Tilt control command with direct position parameters.

Key	Style	Value	HM650	HM660	HM8x0	HM200	LS300	PZ100
Request								
Command	String	SetPTCtrl	No	No	No	No	No	Yes
SessionID	String	(Session ID in cookie.)	No	No	No	No	No	Yes
Params								
PanDirection	String	"Stop" / "Left" / "Right" / "Home" / "Position"	No	No	No	No	No	Yes
PanPosition	Integer	0(Back left limmit) - 17540(front) - 35080(Back right limmit) PanPosition is valid when "PanDirection" is "Position".	No	No	No	No	No	Yes
PanSpeed	Integer	0 - 30	No	No	No	No	No	Yes
TiltDirection	String	"Stop" / "Up" / "Down" / "Home" / "Position"	No	No	No	No	No	Yes
TiltPosition	Integer	0(Just above) - 9040(just beside) - 12080(diagonally downward) "TiltPosition" is valid when "TiltDirection" is "Position".	No	No	No	No	No	Yes
TiltSpeed	Integer	0 - 30	No	No	No	No	No	Yes

**Speed = 0" has the same meaning as "Direction = Stop".

Example

```
{
  "Request": {
    "Command": "SetPTCtrl",
    "SessionID": "7425fbc58ee4d15dd4c1f5ace4299a3",
    "Params": {
      "PanDirection": "Left",
      "PanPosition": 32768
      "PanSpeed": 10
      "TiltDirection": "Up",
      "TiltPositon": 32768
      "TiltSpeed": 10
    }
  }
}
```

Response

Key	Style	Value	HM650	HM660	HM8x0	HM200	LS300	PZ100
Response								
Requested	String	SetPTCtrl	No	No	No	No	No	Yes
Result	String	(Result of command processing.)	No	No	No	No	No	Yes

Example

```
{
  "Response": {
    "Requested": "SetPTCtrl",
    "Result": "Success"
  }
}
```


3.4.2. Joystick Operation

Joystick operation command with direction and speed parameters.

Key	Style	Value	HM650	HM660	HM8x0	HM200	LS300	PZ100
Request								
Command	String	JoyStickOperation	No	No	No	No	No	Yes
SessionID	String	(Session ID in cookie.)	No	No	No	No	No	Yes
Params								
PanDirection	String	"Stop" / "Left" / "Right"	No	No	No	No	No	Yes
PanSpeed	Integer	0 - 30	No	No	No	No	No	Yes
TiltDirection	String	"Stop" / "Up" / "Down"	No	No	No	No	No	Yes
TiltSpeed	Integer	0 - 30	No	No	No	No	No	Yes

*"Speed = 0" has the same meaning as "Direction = Stop".

Example

```
{
  "Request": {
    "Command": "JoyStickOperation",
    "SessionID": "7425fbc58ee4d15dd4c1f5ace4299a3",
    "Params": {
      "PanDirection": "Left",
      "PanSpeed": 10
      "TiltDirection": "Up",
      "TiltSpeed": 10
    }
  }
}
```

Response

Key	Style	Value	HM650	HM660	HM8x0	HM200	LS300	PZ100
Response								
Requested	String	JoyStickOperation	No	No	No	No	No	Yes
Result	String	(Result of command processing.)	No	No	No	No	No	Yes

Example

```
{
  "Response": {
    "Requested": "JoyStickOperation",
    "Result": "Success"
  }
}
```

3.4.3. Zoom switch operation

Zoom switch operation command is changing zoom by a seesaw-switch.

Key	Style	Value	HM650	HM660	HM8x0	HM200	LS300	PZ100
Request								
Command	String	ZoomSwitchOperation	No	Yes	Yes	Yes	No	Yes
SessionID	String	(Session ID in cookie.)	No	Yes	Yes	Yes	No	Yes
Params								
Direction	String	"Stop" / "Wide" / "Tele"	No	Yes	Yes	Yes	No	Yes
Speed	Integer	0 - 8	No	Yes	Yes	Yes	No	Yes

*"Speed = 0" has the same meaning as "Direction = Stop".

Example

```
{
  "Request": {
    "Command": "ZoomSwitchOperation",
    "SessionID": "7425fbc58ee4d15dd4c1f5ace4299a3",
    "Params": {
      "Direction": "Wide",
      "Speed": 5
    }
  }
}
```

Response

Key	Style	Value	HM650	HM660	HM8x0	HM200	LS300	PZ100
Response								
Requested	String	ZoomSwitchOperation	No	Yes	Yes	Yes	No	Yes
Result	String	(Result of command processing.)	No	Yes	Yes	Yes	No	Yes

Example

```
{
  "Response": {
    "Requested": "ZoomSwitchOperation",
    "Result": "Success"
  }
}
```

3.4.4. Set Pan / Tilt / Zoom preset

Control pan / tilt / zoom preset position.

Key	Style	Value	HM650	HM660	HM8x0	HM200	LS300	PZ100
Request								
Command	String	SetPTZPreset	No	No	No	No	No	Yes
SessionID	String	(Session ID in cookie.)	No	No	No	No	No	Yes
Params								
No	Integer	1 - 100(Number of preset position)	No	No	No	No	No	Yes
Operation	String	"Move"(Move to preset position) "Set" (Current position is stored) "Delete"(Delete the preset position)	No	No	No	No	No	Yes

Example

```
{
  "Request": {
    "Command": "SetPTZPreset",
    "SessionID": "7425fbc58ee4d15dd4c1f5ace4299a3",
    "Params": {
      "No": 90,
      "Operation": "Move"
    }
  }
}
```

Response

Key	Style	Value	HM650	HM660	HM8x0	HM200	LS300	PZ100
Response								
Requested	String	SetPTZPreset	No	No	No	No	No	Yes
Result	String	(Result of command processing.)	No	No	No	No	No	Yes

Example

```
{
  "Response": {
    "Requested": "SetPTZPreset",
    "Result": "Success"
  }
}
```

3.4.5. Get camera status (for remote controller)

Request minimum status information of camera function for RM-LP100 and other remote controllers.
It is recommended to use this command every 500 msec or above.
Unnecessary use of this command make performance degradation.

Request

Key	Style	Value	HM650	HM660	HM8x0	HM200	LS300	PZ100
Request								
Command	String	GetCamStatusMinimum	No	No	No	No	No	Yes
SessionID	String	(Session ID in cookie.)	No	No	No	No	No	Yes

Example

```
{
  "Request": {
    "Command": "GetCamStatusMinimum",
    "SessionID": "7425fbc58ee4d15dd4c1f5ace4299a3"
  }
}
```

Response

Key	Style	Value	HM650	HM660	HM8x0	HM200	LS300	PZ100
Response								
Requested	String	GetCamStatusMinimum	No	No	No	No	No	Yes
Result	String	(Result of command processing.)	No	No	No	No	No	Yes
Data								
Camera		(Camera)						
Status	String	Status "NoCard"(no card inserted) / "Stop"(recording stop) / "Standby"(record standby) / "Rec"(recording)/ "RecPause"(recording pause)	No	No	No	No	No	Yes
VideoOutputStatus	String	"On" / "Off"	No	No	No	No	No	Yes
MenuStatus	String	"On" / "Off"	No	No	No	No	No	Yes
Exposure								
Status	String	"Auto" / "Manual" / "IrisPriority" / "ShutterPriority"	No	No	No	No	No	Yes
Iris								
Status	String	"Auto" / "Manual"	No	No	No	No	No	Yes
Value	String	Character string for iris value	No	No	No	No	No	Yes
Shutter								
Status	String	"Auto" / "Manual"	No	No	No	No	No	Yes
Value	String	Character string for Shutter value	No	No	No	No	No	Yes
Gain								
Status	String	"Auto" / "Manual"	No	No	No	No	No	Yes
Value	String	Character string for gain value	No	No	No	No	No	Yes
AeLevel								
Status	String	"AeOff" / "AeOn"	No	No	No	No	No	Yes
Value	String	Character string for AE level value	No	No	No	No	No	Yes
Whb								
Status	String	"Faw" / "OnePush" / "3200K" / "5600K" / "Manual"	No	No	No	No	No	Yes
Value	String	Character string for White Balance value	No	No	No	No	No	Yes
WhPRScale	Integer	Slide bar total length for White paint Red(0-255)	No	No	No	No	No	Yes
WhPBScale	Integer	Slide bar total length for White paint Blue(0-255)	No	No	No	No	No	Yes
WhPRPosition	Integer	Slide bar current position for White paint Red(0-255)	No	No	No	No	No	Yes
WhPBPosition	Integer	Slide bar current position for White paint Blue(0-255)	No	No	No	No	No	Yes
WhPRValue	String	Character string for White paint Red value	No	No	No	No	No	Yes
WhPBValue	String	Character string for White paint Blue value	No	No	No	No	No	Yes
Focus								
Status	String	"Auto" / "Manual"	No	No	No	No	No	Yes
Value	String	Character string for Focus value	No	No	No	No	No	Yes
Zoom								
Position	Integer	Zoom position (0-499)	No	No	No	No	No	Yes
Detail								
Value	String	Character string for detail value	No	No	No	No	No	Yes
Streaming								
Status	String	Status "Stop"(Streaming has stopped or cannot be started.) / "Stopping"(About to stop.) / "Start"(Streaming has started.) / "Starting"(About to start.) / "Waiting"(Waiting for connection. (for RTSP/RTP)) / "Error"(Error occurred.)	No	No	No	No	No	Yes

TallyLamp									
Priority	String	Priority "Camera" / "Web"	No	No	No	No	No	No	Yes
Lighting	String	Lighting "On" / "Off"	No	No	No	No	No	No	Yes
StudioTally	String	Status "Off" / "Program" / "Preview"	No	No	No	No	No	No	Yes
Enable		(Availability of function button switches)							
Exposure		(Exposure function)							
Auto	Integer	button "Atuo" switch of exposure 0:Disable, 1:Enable	No	No	No	No	No	No	Yes
Manual	Integer	button "Manual" switch of exposure 0:Disable, 1:Enable	No	No	No	No	No	No	Yes
ShutterPriority	Integer	button ShutterPriority" switch of exposure 0:Disable, 1:Enable	No	No	No	No	No	No	Yes
IrisPriority	Integer	button "IrisPriority" switch of exposure 0:Disable, 1:Enable	No	No	No	No	No	No	Yes
Iris		(Iris function)							
Open1	Integer	button ">" switch of iris 0:Disable, 1:Enable	No	No	No	No	No	No	Yes
Close1	Integer	button "<" switch of iris 0:Disable, 1:Enable	No	No	No	No	No	No	Yes
Gain		(Gain function)							
Auto	Integer	Display Value of gain 0:Disable, 1:Enable	No	No	No	No	No	No	Yes
Manual	Integer	button "MANUAL" switch of gain 0:Disable, 1:Enable	No	No	No	No	No	No	Yes
Up1	Integer	button "Up1" switch of gain 0:Disable, 1:Enable	No	No	No	No	No	No	Yes
Down1	Integer	button "Down1" switch of gain 0:Disable, 1:Enable	No	No	No	No	No	No	Yes
AeLevel		(AE Level function)							
Up	Integer	button "▲" switch of AElevel 0:Disable, 1:Enable	No	No	No	No	No	No	Yes
Down	Integer	button "▼" switch of AElevel 0:Disable, 1:Enable	No	No	No	No	No	No	Yes
Shutter		(Shutter function)							
Slower	Integer	button "▲" switch of shatter 0:Disable, 1:Enable	No	No	No	No	No	No	Yes
Faster	Integer	button "▼" switch of shatter 0:Disable, 1:Enable	No	No	No	No	No	No	Yes
Whb		(White balance function)							
Faw	Integer	button "FAW" switch of White balance 0:Disable, 1:Enable	No	No	No	No	No	No	Yes
Manual	Integer	button "MANUAL" switch of White balance 0:Disable, 1:Enable	No	No	No	No	No	No	Yes
OnePush	Integer	button "AWB" switch of White balance 0:Disable, 1:Enable	No	No	No	No	No	No	Yes
K3200	Integer	button "3200K" switch of White balance 0:Disable, 1:Enable	No	No	No	No	No	No	Yes
K5600	Integer	button "5600K" switch of White balance 0:Disable, 1:Enable	No	No	No	No	No	No	Yes
OnePushTrigge	Integer	button "AWB trigger" switch of White balance 0:Disable, 1:Enable	No	No	No	No	No	No	Yes
Focus		(Focus function)							
Manual	Integer	button "MANUAL" switch of focus 0:Disable, 1:Enable	No	No	No	No	No	No	Yes
Auto	Integer	button "AUTO" switch of focus 0:Disable, 1:Enable	No	No	No	No	No	No	Yes
Detail		(Detail function)							
Up	Integer	button "ON" switch of Streaming 0:Disable, 1:Enable	No	No	No	No	No	No	Yes
Down	Integer	button "OFF" switch of Streaming 0:Disable, 1:Enable	No	No	No	No	No	No	Yes
Preset		(Availability of preset number)							
1	Integer	PTZ preset number is operatable. 0:Disable, 1:Enable	No	No	No	No	No	No	Yes
2	Integer	PTZ preset number is operatable. 0:Disable, 1:Enable	No	No	No	No	No	No	Yes
.....									
#	Integer	PTZ preset number is operatable. 0:Disable, 1:Enable	No	No	No	No	No	No	Yes
100	Integer	PTZ preset number is operatable. 0:Disable, 1:Enable	No	No	No	No	No	No	Yes

Example

```
{
  "Response": {
    "Requested": "GetCamStatusMinimum",
    "Result": "Success",
    "Data": {
      "Camera": {
        "PowerStatus": "On", "MenuStatus": "On"
      },
      "Exposure": {
        "Status": "Auto"
      },
      "Iris": {
        "Status": "Auto", "Value": "0"
      },
      "Shutter": {
        "Status": "Auto", "Value": "0"
      },
      "Gain": {
        "Status": "Auto", "Value": "0"
      },
      "AeLevel": {
        "Status": "AeOn", "Value": "0"
      },
      "Whb": {
        "Status": "Faw", "Value": "0",
        "WhPRScale": 0, "WhPBScale": 0,
        "WhPRPosition": 64, "WhPBPosition": "64",
        "WhPRValue": "64", "WhPBValue": "64"
      },
      "Focus": {
        "Status": "Auto", "Value": "0"
      },
      "Zoom": {
        "Position": 100
      },
      "Detail": {
        "Value": "100"
      },
      "Streaming": {
        "Status": "Stop"
      },
      "TallyLamp": {
        "Priority": "Camera", "Lighting": "Off"
      },
      "Enable": {
        "Exposure": {
          "Auto": 1, "Manual": 1, "ShutterPriority": 1, "IrisPriority": 1
        },
        "Iris": {
          "Open1": 1, "Close1": 1
        },
        "Gain": {
          "Auto": 1, "Manual": 1, "Up1": 1, "Down1": 1
        },
        "AeLevel": {
          "Up": 1, "Down": 1
        },
        "Shutter": {
          "Slower": 1, "Faster": 1
        },
        "Whb": {
          "Faw": 1, "Manual": 1, "OnePush": 1, "K3200": 1, "K5600": 1, "OnePushTrigger": 1
        },
        "Focus": {
          "Auto": 1, "Manual": 1
        },
        "Detail": {
          "Up": 1, "Down": 1
        },
        "Preset": {
```

```
"1": 1, "2": 1, "3": 1, "4": 1, "5": 1, "6": 1, "7": 1, "8": 1, "9": 1, "10": 1,
"11": 1, "12": 1, "13": 1, "14": 1, "15": 1, "16": 1, "17": 1, "18": 1, "19": 1, "20": 1,
"21": 1, "22": 1, "23": 1, "24": 1, "25": 1, "26": 1, "27": 1, "28": 1, "29": 1, "30": 1,
"31": 1, "32": 1, "33": 1, "34": 1, "35": 1, "36": 1, "37": 1, "38": 1, "39": 1, "40": 1,
"41": 1, "42": 1, "43": 1, "44": 1, "45": 1, "46": 1, "47": 1, "48": 1, "49": 1, "50": 1,
"51": 1, "52": 1, "53": 1, "54": 1, "55": 1, "56": 1, "57": 1, "58": 1, "59": 1, "60": 1,
"61": 1, "62": 1, "63": 1, "64": 1, "65": 1, "66": 1, "67": 1, "68": 1, "69": 1, "70": 1,
"71": 1, "72": 1, "73": 1, "74": 1, "75": 1, "76": 1, "77": 1, "78": 1, "79": 1, "80": 1,
"81": 1, "82": 1, "83": 1, "84": 1, "85": 1, "86": 1, "87": 1, "88": 1, "89": 1, "90": 1,
"91": 1, "92": 1, "93": 1, "94": 1, "95": 1, "96": 1, "97": 1, "98": 1, "99": 1, "100": 1,
},
}
}
}
}
```

3.5. How to acquire JPEG data

These commands enables to start JPEG encoding and acquire JPEG image data.

'3.5.1 JpegEncode' command with parameter 'Start' can be used to start encoding.

JPEG data is acquired followed by a header in a response for 'get_jpg.cgi' described in '3.5.2 Acquire JPEG data'.

3.5.1. JPEG encode control

Start / stops the encoding function of the camera.

It is necessary to start encoding to acquire JPEG data.

When other users have already used it, it returns disable error. Even in this case, you can acquire JPEG data.

Please be carefully to stop JPEG encoding, because other users may acquire JPEG data.

There is a possibility stop encoding command returns error if another client has already stopped encoding.

In the following cases, you cannot send the command to the camera.

The camera is in Live Streaming mode.

The camera is in IFB Streaming mode.

Key	Style	Value	HM650	HM660	HM8x0	HM200	LS300	PZ100
Request								
Command	String	JpegEncode	No	Yes	Yes	Yes	Yes	Yes
SessionID	String	(Session ID in cookie.)	No	Yes	Yes	Yes	Yes	Yes
Params								
Operate	String	"Start" / "Stop"	No	Yes	Yes	Yes	Yes	Yes

Example

```
{
  "Request": {
    "Command": "JpegEncode",
    "SessionID": "7425fbc58ee4d15dd4c1f5ace4299a3",
    "Params": {
      "Operate": "Start"
    }
  }
}
```

Response

Key	Style	Value	HM650	HM660	HM8x0	HM200	LS300	PZ100
Response								
Requested	String	JpegEncode	No	Yes	Yes	Yes	Yes	Yes
Result	String	(Result of command processing.)	No	Yes	Yes	Yes	Yes	Yes

Example

```
{
  "Response": {
    "Requested": "JpegEncode",
    "Result": "Success"
  }
}
```


3.5.2. Set JPEG encode size

Setting image resolution of acquiring JPEG data.

Key	Style	Value	HM650	HM660	HM8x0	HM200	LS300	PZ100
Request								
Command	String	SetJpegEncodeSize	No	No	No	No	No	Yes
SessionID	String	(Session ID in cookie.)	No	No	No	No	No	Yes
Params								
Size	String	"640x360" / "320x181"	No	No	No	No	No	Yes

Example

```
{
  "Request": {
    "Command": "SetJpegEncodeSize",
    "SessionID": "7425fbc58ee4d15dd4c1f5ace4299a3",
    "Params": {
      "Size": "320x180"
    }
  }
}
```

Response

Key	Style	Value	HM650	HM660	HM8x0	HM200	LS300	PZ100
Response								
Requested	String	SetJpegEncodeSize	No	No	No	No	No	Yes
Result	String	(Result of command processing.)	No	No	No	No	No	Yes

Example

```
{
  "Response": {
    "Requested": "SetJpegEncodeSize",
    "Result": "Success"
  }
}
```

3.5.3. Acquire JPEG data

You can acquire JPEG image followed by a header when accessing to the URL below.
Content type of the response is image/jpeg.

Access format	HM650	HM660	HM8x0	HM200	LS300	PZ100
<i>http://<ip address>/cgi-bin/get_jpg.cgi?SessionID=<Session ID in cookie.></i>	No	Yes	Yes	Yes	Yes	Yes

Request	HM650	HM660	HM8x0	HM200	LS300	PZ100
<i>GET /cgi-bin/get_jpg.cgi?SessionID=<Session ID in cookie.> HTTP/1.1\r\n</i>	No	Yes	Yes	Yes	Yes	Yes

Response	HM650	HM660	HM8x0	HM200	LS300	PZ100
<i>HTTP 1.1 200 OK\r\n Content-type: image/jpeg\r\n Pragma: no-cache\r\n Cache-Control: no-cache\r\n Expires: Thu, 01 Jan 1970 00:00:00 GMT\r\n Content-Length: 32906\r\n Date: Wef, 07 Jan 2015 23:28:58 GMT\r\n Server: Camera\r\n \r\nData of Jpeg file follows after this.</i>	No	Yes	Yes	Yes	Yes	Yes

3.6. How to use Interruptible Feedback Function

These commands enables to use interruptible feedback(IFB) function.
IFB is used for returning audio to the camera from the controller.

3.6.1. Get interruptible feedback settings

Get IFB function parameters.

Key	Style	Value	HM650	HM660	HM8x0	HM200	LS300	PZ100
Request								
Command	String	GetIFBSettings	No	Yes	Yes	No	No	No
SessionID	String	(Session ID in cookie.)	No	Yes	Yes	No	No	No

Example

```
{
  "Request": {
    "Command": "GetIFBSettings",
    "SessionID": "7425fbc58ee4d15dd4c1f5ace4299a3",
  }
}
```

Response

Key	Style	Value	HM650	HM660	HM8x0	HM200	LS300	PZ100
Response								
Requested	String	GetIFBSettings	No	Yes	Yes	No	No	No
Result	String	(Result of command processing.)	No	Yes	Yes	No	No	No
Data								
Function	String	Switch to enable IFB function. "Enable" / "Disable"	No	Yes	Yes	No	No	No
Address	String	Address of IFB server. "xxx.xxx.xxx.xxx"	No	Yes	Yes	No	No	No
Port	Integer	Port of IFB server. 1 - 65535	No	Yes	Yes	No	No	No
Mountpoint	String	Mountpoint on IFB server. Max 62 characters.	No	Yes	Yes	No	No	No

Example

```
{
  "Response": {
    "Requested": "GetIFBSettings",
    "Result": "Success",
    "Data": {
      "Function": "Enable",
      "Address": "192.168.0.11",
      "Port": 5000,
      "Mountpoint": "DB90TX"
    }
  }
}
```

3.6.2. Set interruptible feedback settings

Set IFB function parameters. It is necessary to use return audio at camera.
This command enables / disables the IFB function of the camera.

Key	Style	Value	HM650	HM660	HM8x0	HM200	LS300	PZ100
Request								
Command	String	SetIFBSettings	No	Yes	Yes	No	No	No
SessionID	String	(Session ID in cookie.)	No	Yes	Yes	No	No	No
Params								
Function	String	Switch to enable IFB function. "Enable" / "Disable"	No	Yes	Yes	No	No	No
Address	String	Address of IFB server. "xxx.xxx.xxx.xxx"	No	Yes	Yes	No	No	No
Port	Integer	Port of IFB server. 1 - 65535	No	Yes	Yes	No	No	No
Mountpoint	String	Mountpoint on IFB server. Max 62 characters.	No	Yes	Yes	No	No	No

Example

```
{
  "Request": {
    "Command": "SetIFBSettings",
    "SessionID": "7425fbc58ee4d15dd4c1f5ace4299a3",
    "Params": {
      "Function": "Enable",
      "Address": "192.168.0.11",
      "Port": 5000,
      "Mountpoint": "DB90TX"
    }
  }
}
```

Response

Key	Style	Value	HM650	HM660	HM8x0	HM200	LS300	PZ100
Response								
Requested	String	SetIFBSettings	No	Yes	Yes	No	No	No
Result	String	(Result of command processing.)	No	Yes	Yes	No	No	No

Example

```
{
  "Response": {
    "Requested": "SetIFBSettings",
    "Result": "Success"
  }
}
```

3.6.3. Set interruptible feedback streaming control

This command is used to start/stop IFB streaming

Request

Key	Style	Value	HM650	HM660	HM8x0	HM200	LS300	PZ100
Request								
Command	String	SetIFBCtrl	No	Yes	Yes	No	No	No
SessionID	String	(Session ID in cookie.)	No	Yes	Yes	No	No	No
Params								
Streaming	String	Streaming Control "Start": start streaming / "Stop": stop streaming	No	Yes	Yes	No	No	No

Example

```
{
  "Request": {
    "Command": "SetIFBCtrl",
    "SessionID": "7425fcb58ee4d15dd4c1f5ace4299a3",
    "Params": {
      "Streaming": "Start"
    }
  }
}
```

Response

Key	Style	Value	HM650	HM660	HM8x0	HM200	LS300	PZ100
Response								
Requested	String	SetIFBCtrl	No	Yes	Yes	No	No	No
Result	String	(Result of command processing.)	No	Yes	Yes	No	No	No

Example

```
{
  "Response": {
    "Requested": "SetIFBCtrl",
    "Result": "Success"
  }
}
```

3.7. How to control Studio Tally System

"SetStudioTally" command indicates tally condition to the camera and it displays "PGM" or "PVW" on the LCD

Menu settings on the camera which affects tally lamp control are as follows.

On the studio tally system described in this chapter, "SetTally LampCtrl" command should not be used.

"SetStudioTally" and "SetTallyLampPriority" commands can control studio tally system.

From Web API version 1.07, alarm indication on the camera itself has highest priority compared with all other tally control via web interface.

Menu settings on HM660/HM200/PZ100

```
System...
Tally Lamp
Off, Rec, Live Streaming, Rec/Live Streaming, External*
```

Menu settings on HM8x0

```
System...
Tally System
Studio*, Internal
```

If the Tally System setting is "Studio".

```
System...
Front Tally
Off, On*
Back Tally
Off, On*
```

* Tally lamp is controlled by Web API when selected.

3.7.1. Studio tally control

This command controls studio tally indication.

Turning on/off the tally lamp depends on camera settings.

Refer to "3.7.4. Relation of commands on Studio tally system" about Tally lamp control.

"SetStudioTally" should be used only when changing the tally state, otherwise it causes performance degradation.

Key	Style	Value	HM650	HM660	HM8x0	HM200	LS300	PZ100
Request								
Command	String	SetStudioTally	No	Yes	Yes	Yes	No	Yes
SessionID	String	(Session ID in cookie.)	No	Yes	Yes	Yes	No	Yes
Params								
Indication	String	"Off"(not Indicate status on LCD) / "Program"(Indicate PGM on LCD) / "Preview"(Indicate PVW on LCD)	No	Yes	Yes	Yes	No	Yes

Example

```
{
  "Request": {
    "Command": "SetStudioTally",
    "SessionID": "7425fbc58ee4d15dd4c1f5ace4299a3",
    "Params": {
      "Indication": "Program"
    }
  }
}
```

Response

Key	Style	Value	HM650	HM660	HM8x0	HM200	LS300	PZ100
Response								
Requested	String	SetStudioTally	No	Yes	Yes	Yes	No	Yes
Result	String	(Result of command processing.)	No	Yes	Yes	Yes	No	Yes

Example

```
{
  "Response": {
    "Requested": "SetStudioTally",
    "Result": "Success"
  }
}
```

3.7.2. Set tally lamp priority

Set indication priority setting of the tally lamp.

You should set tally lamp priority to "Web" before using the tally lamp via API.

Menu setting on the camera is fixed to "External/Studio" when setting changed priority to "Web" and cannot change it.

It becomes changeable when priority setting is "Camera".

This command should be used only when the tally lamp status need to be changed, otherwise it causes performance degradation.

'SetTallyLampPriority' changes camera setting as follows.

Camera stores prior state before switching to the "Web" priority and it resumes former state when you return the priority to "Camera".

HM660/HM200/PZ100

This setting becomes "External" when the priority is set to "Web".

System...
Tally Lamp
Off, Rec, Live Streaming, Rec/Live Streaming, External

HM8x0

This setting becomes "Studio" when the priority is set to "Web".

System...
Tally System
Studio , Internal

This setting becomes "On" when the priority is set to "Web".

System...
Front Tally
Off, Rec, Live Streaming, Rec/Live Streaming * Off, On **
Back Tally
Off, Rec, Live Streaming, Rec/Live Streaming * Off, On **

* If the Tally System setting is "Internal".

** If the Tally System setting is "Studio".

Request

Key	Style	Value	HM650	HM660	HM8x0	HM200	LS300	PZ100
Request								
Command	String	SetTallyLampPriority	Yes	Yes	Yes	Yes	Yes	Yes
SessionID	String	(Session ID in cookie.)	Yes	Yes	Yes	Yes	Yes	Yes
Params								
Priority	Integer	"Camera"(Camera is given priority of control.) / "Web"(Web is given priority of control.)	Yes	Yes	Yes	Yes	Yes	Yes

Example

```
{
  "Request": {
    "Command": "SetTallyLampPriority",
    "SessionID": "7425fbc58ee4d15dd4c1f5ace4299a3",
    "Params": {
      "Priority": "Camera"
    }
  }
}
```

Response

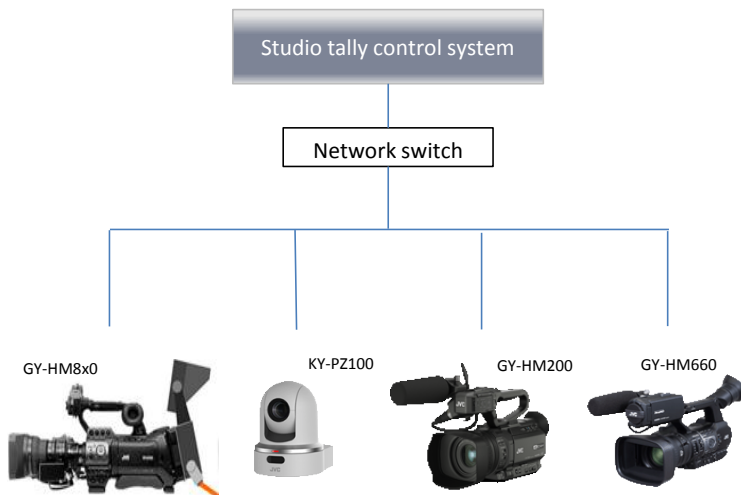
Key	Style	Value	HM650	HM660	HM8x0	HM200	LS300	PZ100
Response								
Requested	String	SetTallyLampPriority	Yes	Yes	Yes	Yes	Yes	Yes
Result	String	(Result of command processing.)	Yes	Yes	Yes	Yes	Yes	Yes

Example

```
{
  "Response": {
    "Requested": "SetTallyLampPriority",
    "Result": "Success"
  }
}
```

3.7.3. Relation of commands on Studio tally system

System Chart



LED lighting of each model

TallyLampPriority	StudioTally	Settings	GY-HM8x0		KY-PZ100	GY-HM200	GY-HM660
			front	back			
Web	Program	External or Studio	Red	Red	Green	Red	Red
	Preview	External or Studio	White	Red	Green	White	White
	Off	External or Studio	White	White	White	White	White
Camera	Program	External or Studio	Red	Red	Red	Red	Red
		other	White	White	White	White	White
	Preview	External or Studio	White	Red	Green	White	White
		other	White	White	White	White	White
	Off	External or Studio	White	White	White	White	White
		other	White	White	White	White	

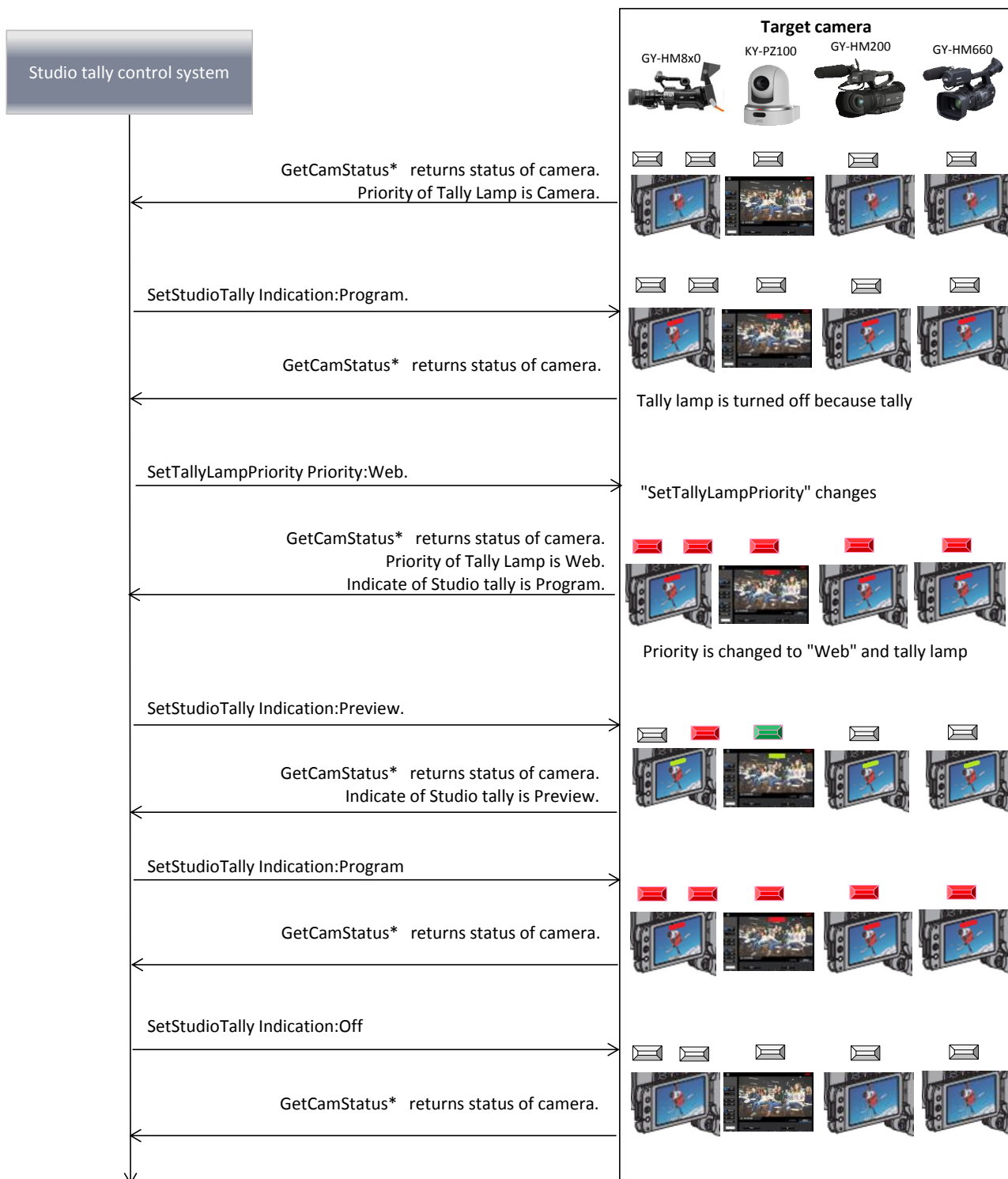
LCD indication of each model

TallyLampPriority	StudioTally	GY-HM8x0	KY-PZ100	GY-HM200	GY-HM660
Any time	Program	PGM	PGM	PGM	PGM
	Preview	PVW	PVW	PVW	PVW
	Off				

LCD indication image



3.7.4 Sequence of studio tally system



* "GetCamStatusMinimum" command can be used to acquire the status as well on KY-PZ100.